



FUNAI TV-2100A MK6

<NOTE1>

Value of C264 and R308 are different from kind of FBT.

CRT	FBT	FCM-20B034	154-106B
A51KSV93 X02 (VM)	C264	0.0022 μ F 1.6KV	0.0027 μ F 1.6KV
	R308	3.9 2W \oplus	2.7 2W \oplus

CAUTION:

FOR CONTINUED PROTECTION AGAINST FIRE HAZARD,

REPLACE ONLY WITH THE SAME TYPE T4AH 250V FUSE

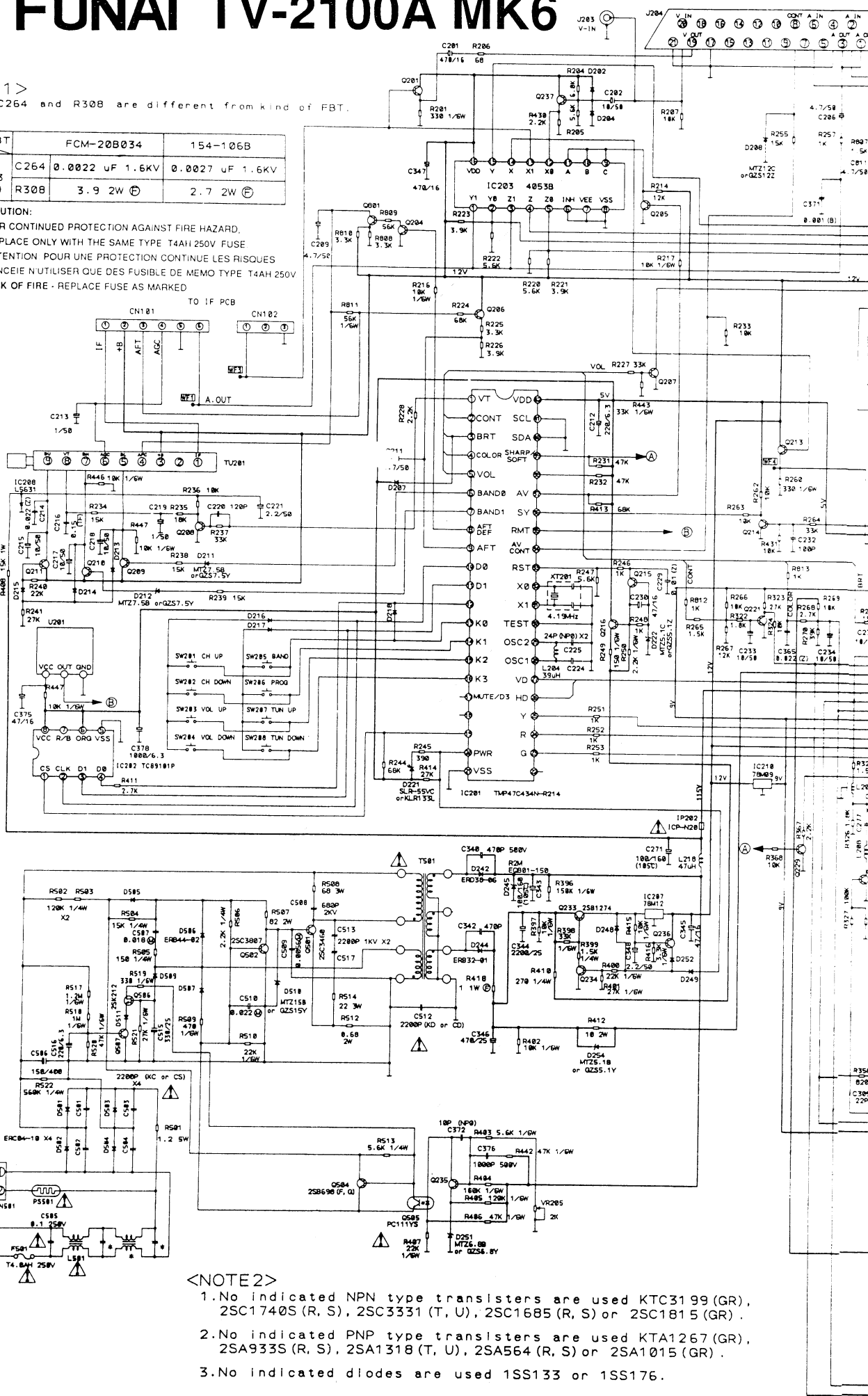
ATTENTION POUR UNE PROTECTION CONTINUE LES RISQUES

D'INCENDIE N'UTILISER QUE DES FUSIBLE DE MEMO TYPE T4AH 250V

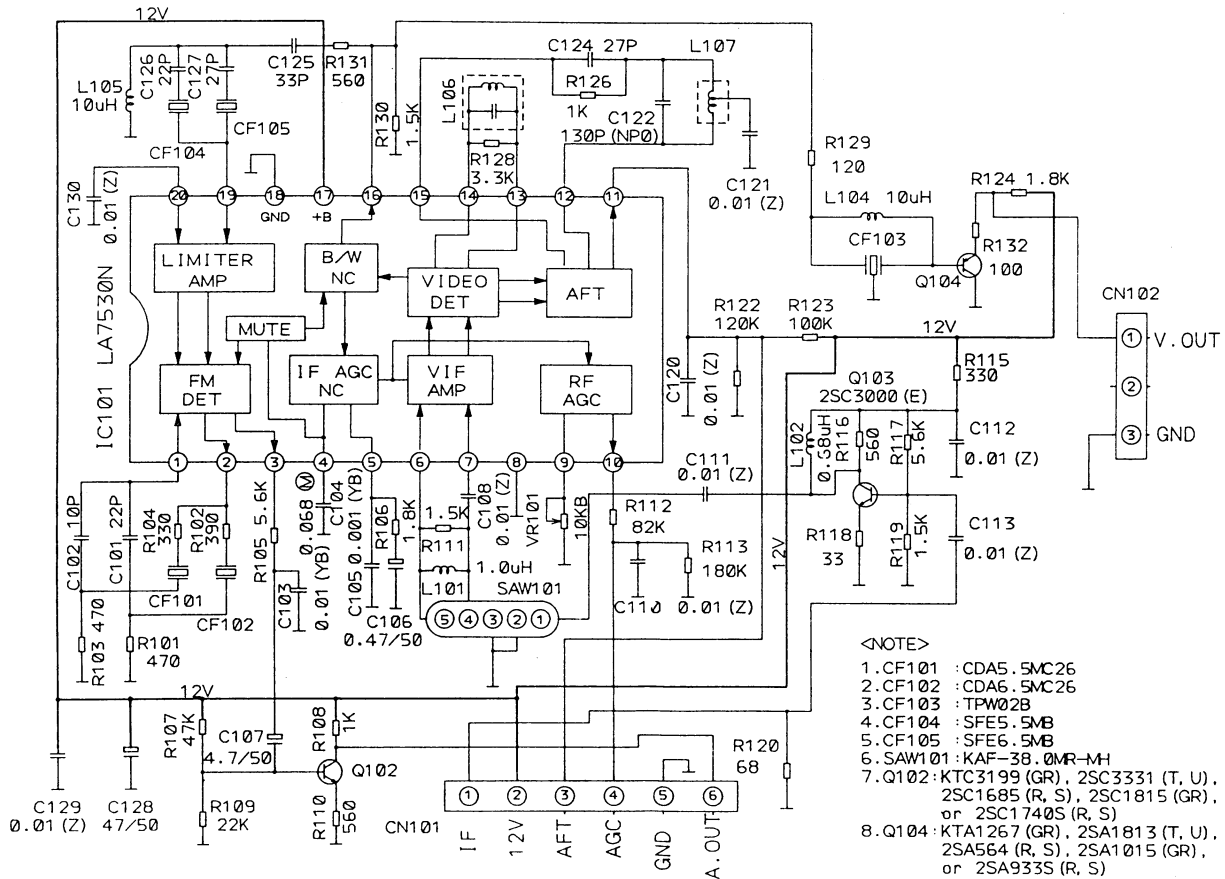
RISK OF FIRE - REPLACE FUSE AS MARKED



T4AH 250V

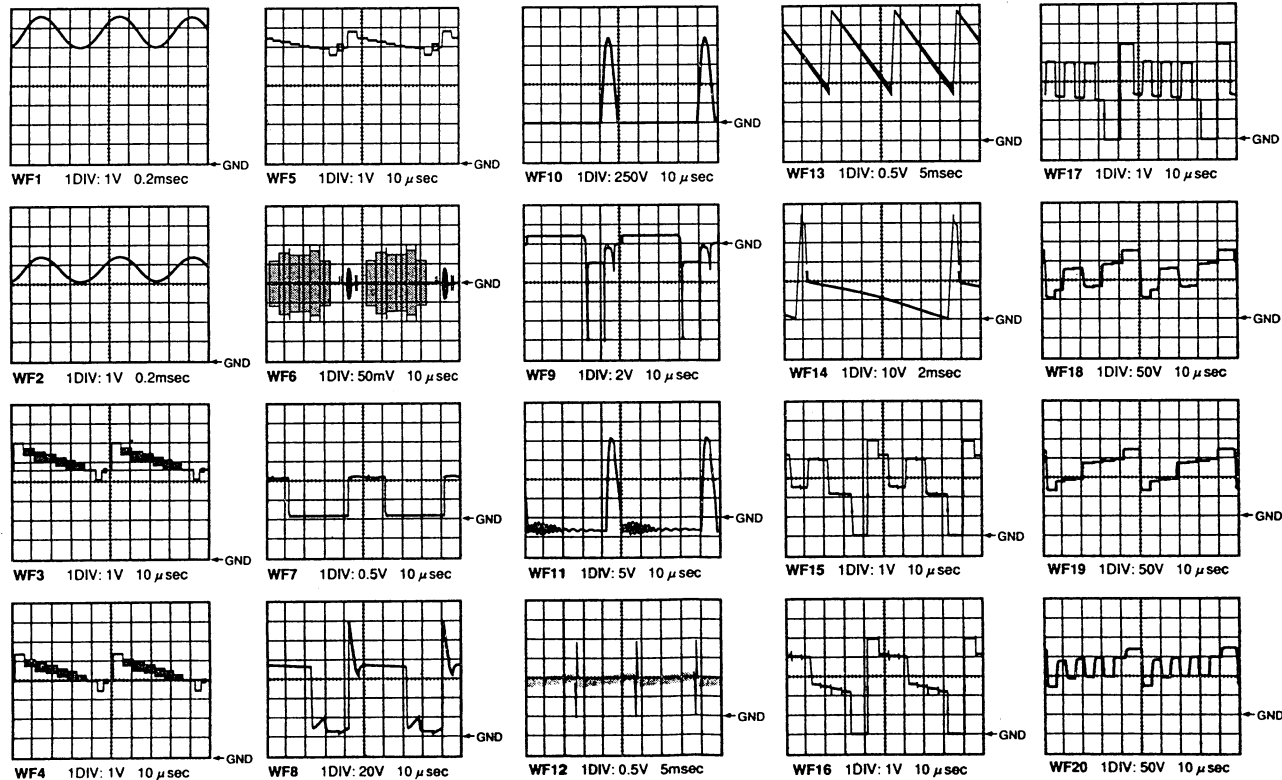


IF SCHEMATIC DIAGRAM



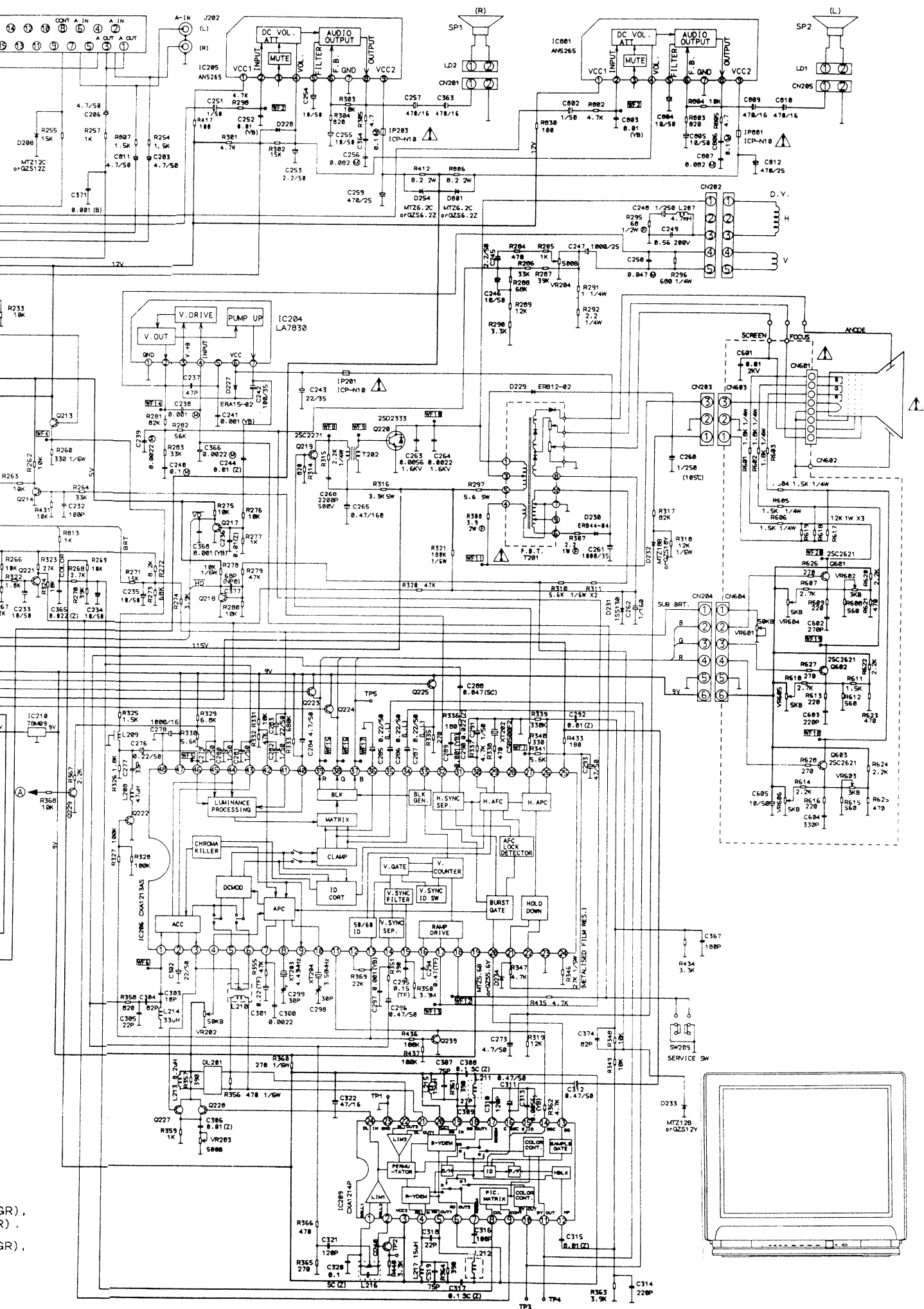
WAVEFORM PHOTOGRAPHS

WF1 - WF20 = Waveforms to be observed at
Waveform check points.
(Shown in Schematic Diagram.)

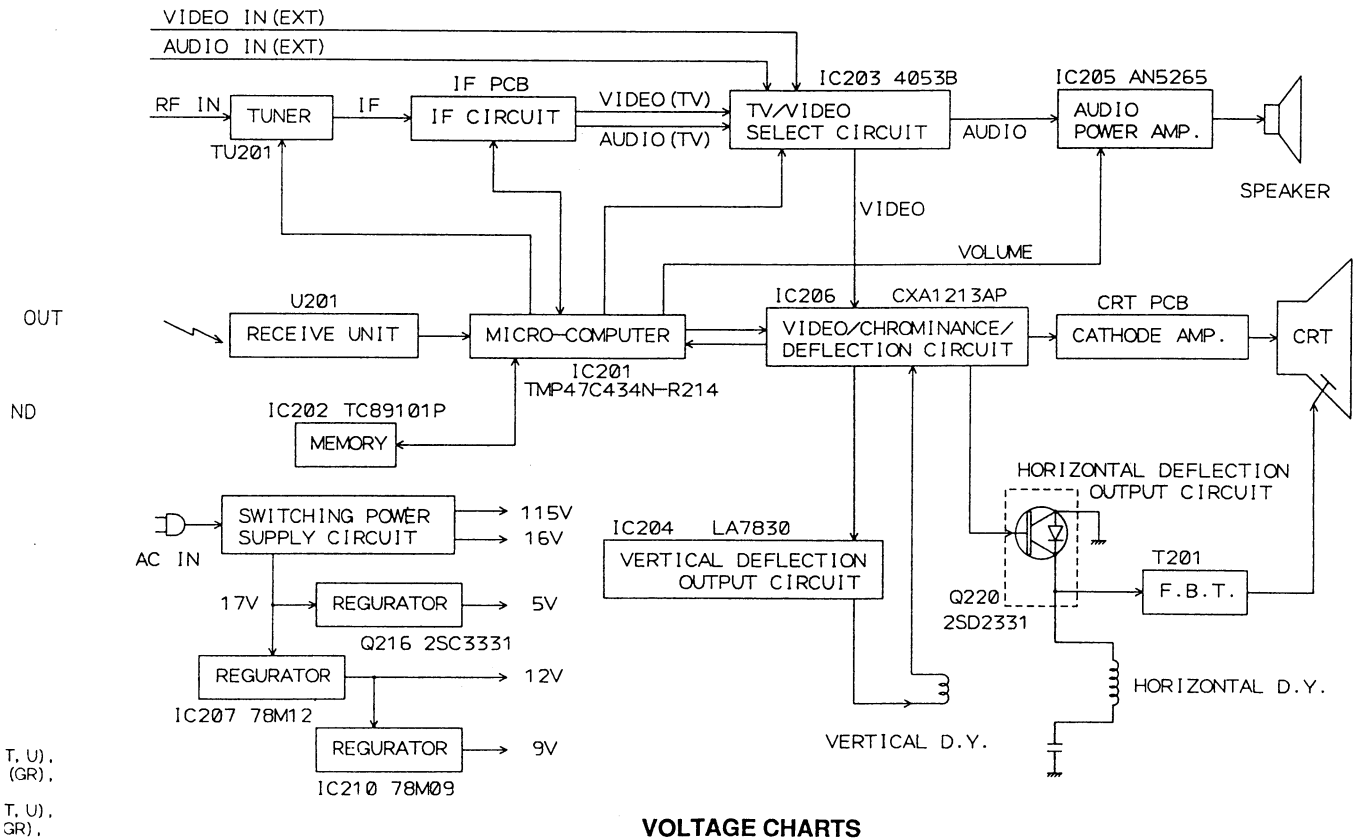


Pin No.	IC15
1	5.7
2	4.7
3	5.4
4	3.5
5	3.5
6	4.2
7	4.2
8	0
9	1.1
10	4.1
11	6.1
12	3.1
13	8.1
14	8.1
15	3.1
16	4.1
17	11
18	1
19	3
20	3
21	
22	
23	
24	
25	
26	
27	
28	
29	
30	
31	
32	
33	
34	
35	
36	
37	
38	
39	
40	
41	
42	

* Vol. Min-Max



BLOCK DIAGRAM



VOLTAGE CHARTS

(Unit: Volt)

Pin No.	IC101	IC201	IC202	IC203	IC204	IC205
1	5.7	4.6	5.0	6.0	0	11.0
2	4.7	3.5	2.5	5.9	13.0	4.9
3	5.4	2.6	2.5	6.9	27.4	NC
4	3.9	2.0	5.0	6.9	0.8	* 0.7~11.3
5	3.9	* 5.0~0.1	0	7.0	0.7	7.2
6	4.3	0	5.0	0	27.0	7.4
7	4.3	5.0	5.0	0	1.7	0
8	0	0	5.0	0		7.5
9	1.4	2.4		11.7		15.5
10	4.8	2.5		11.7		
11	6.0	2.5		11.7		
12	3.8	5.0		4.6		
13	8.4	5.0		5.0		
14	8.4	5.0		5.0		
15	3.8	5.0		6.0		
16	4.4	5.0		11.7		
17	11.7	0				
18	0	NC				
19	3.0	5.0				
20	3.0	3.5				
21	0	0				
22		NC				
23	0	0				
24	0	0				
25	0	0				
26		4.1				
27		5.0				
28		3.0				
29		3.0				
30		0				
31		—				
32		—				
33		4.9				
34		0				
35		5.0				
36		4.5				
37		0				
38		5.0				
39		0				
40		0				
41		0				
42		5.0				

* Vol. Min-Max

(Unit: Volt)

Pin No.	IC206	IC207	IC208	IC209	IC210
1	2.8	16.3	32.0	2.5	11.8
2	4.3	0	0	2.5	0
3	5.8	11.8		4.9	8.9
4	4.6			4.9	
5	5.8			1.7	
6	5.8			1.7	
7	6.6			2.5	
8	4.4			2.6	
9	NC			3.3	
10	4.4			2.7	
11	0			2.7	
12	0			1.7	
13	0			0.2	
14	0			0	
15	3.1			2.2	
16	5.0			3.8	
17	2.9			2.3	
18	0.9			1.7	
19	8.9			4.9	
20	0.2			4.9	
21	4.8			2.5	
22	0			2.5	
23	0			0	
24	2.2			2.5	
25	9.0				
26	3.6				
27	0.5				
28	0				
29	4.2				
30	5.2				
31	3.0				
32	0.6				
33	0.4				
34	6.1				
35	6.1				
36	5.8				
37	2.5				
38	2.6				
39	2.5				
40	3.9				
41	4.8				
42	6.8				
43	2.6				
44	3.3				
45	3.6				
46	6.3				
47	8.9				
48	0				

NOTES:

Input: PAL Color Bar Signal (with 1KHz Audio Signal)
 Receiving Ch.: E2 ch (48.25 MHz)
 Preset Mode: Press Picture Select button on the remote control unit, then press the number "1" button.
 Brightness--- Center
 Color--- Center
 Contrast--- Approx 70%