

**Refer to page 2 if you want to know system configuration.

In compliance with Federal Regulations, following are reproductions of labels on, or inside the product relating to laser product safety.

* Refer to parts list on page 55~.

KENWOOD-Crop. certifies this equipment conforms to DHHS Regulations No. 21 DFR 1040. 10, Chapter 1, Subchapter J.
DANGER : Laser radiation when open and interlock defeated. AVOID DIRECT EXPOSURE TO BEAM

RXD-652/702/752/772S/852/A81/A601/A701

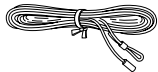
CONTENTS / ACCESSORIES

Contents

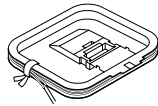
CONTENTS/ACCESSORIES	2	PARTS DESCRIPTIONS	13
EXTERNAL VIEW/DISASSEMBLY FOR REPAIR.....	3	PC BOARD	14
BLOCK DIAGRAM	4	SCHEMATIC DIAGRAM	25
CIRCUIT DESCRIPTION	5	EXPLODED VIEW	51
ADJUSTMENT	10	PARTS LIST	55
WIRING DIAGRAM	12	SPECIFICATIONS	68

Accessories

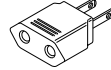
FM indoor antenna (1)
(T90-0836-05)



AM loop antenna (1)
(T90-0837-05)

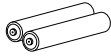


AC plug adaptor (1)
(E03-0115-05)



Use to adapt the plug on the power cord to the shape of the wall outlet.
(Accessory only for regions where use is necessary.)

Batteries (R6/AA) (2)



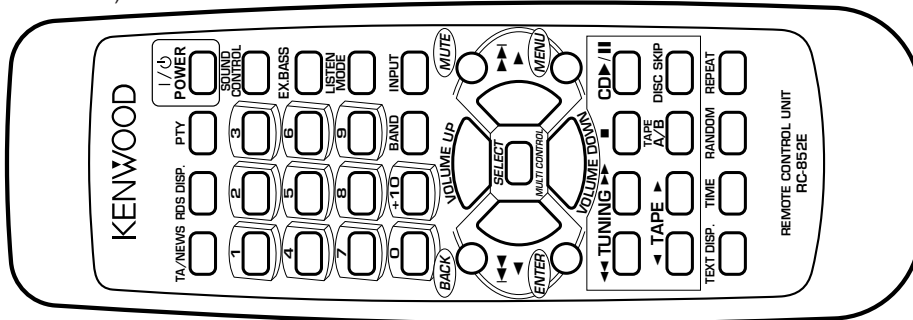
Speaker cords (2)



Provided in the speaker package

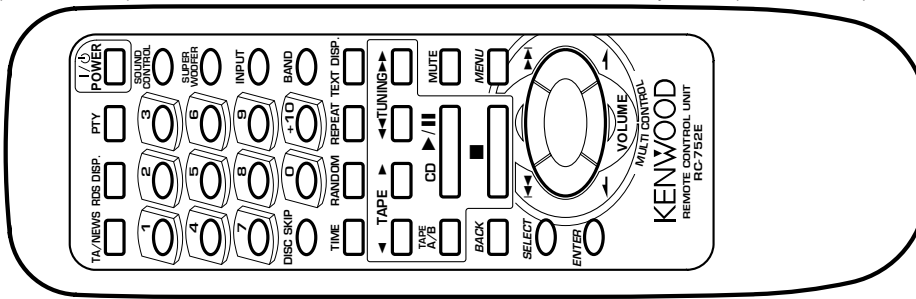
Remote control unit (1)
(A70-1289-05): RC-852E

Battery cover (A09-1135-08)



Remote control unit (1)
(A70-1298-05): RC-752E

Battery cover (A09-0399-08)



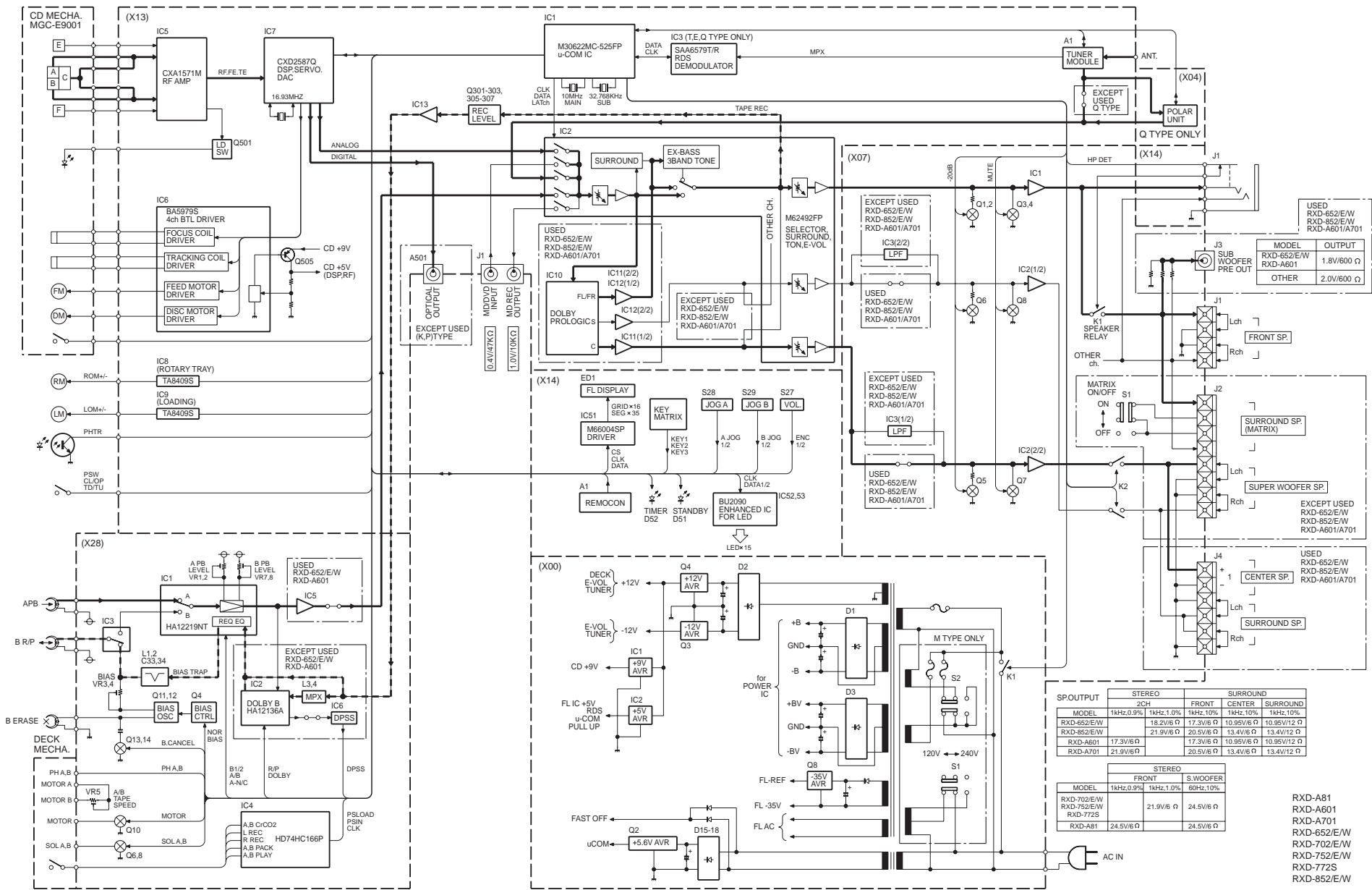
System configuration

SYSTEM	MAIN UNIT	DESTINATION	SPEAKER	SPEAKER	SP CORD PARTS No
XD-A601	RXD-A601	KP	LS-N472	CRS-N572	E30-5535-05
XD-652	RXD-652	MXE	LS-N472	CRS-N572	E30-5535-05
XD-652E	RXD-652E	E1	LS-N472	CRS-N572	E30-5535-05
XD-652W	RXD-652W	Q	LS-N472	CRS-N572	E30-5535-05
XD-A81	RXD-A81	KP	LS-N752	-	E30-5549-05
XD-752	RXD-752	YMXTE	LS-N752	-	E30-5549-05
XD-752E	RXD-752E	E1	LS-N752	-	E30-5549-05
XD-752W	RXD-752W	Q	LS-N752	-	E30-5549-05
XD-702	RXD-702	E	LS-N702	-	E30-5549-05
XD-702E	RXD-702E	E1	LS-N702	-	E30-5549-05
XD-702W	RXD-702W	Q	LS-N702	-	E30-5549-05
XD-772S	RXD-772S	M1	LS-N752	-	E30-5549-05
XD-A701	RXD-A701	KP	LS-N572	CRS-N572	E30-5535-05
XD-852	RXD-852	YMXTE	LS-N572	CRS-N572	E30-5535-05
XD-852E	RXD-852E	E1	LS-N572	CRS-N572	E30-5535-05
XD-852W	RXD-852W	Q	LS-N572	CRS-N572	E30-5535-05

Remocon configuration

MAIN UNIT	DESTINATION	REMOTE CONTROLLER	BATTERY COVER	MODEL NAME
RXD-A601	KP	A70-1288-05	A09-1135-08	RC-852
RXD-652	MX	A70-1288-05	A09-1135-08	RC-852
RXD-A701	KP	A70-1288-05	A09-1135-08	RC-852
RXD-852	YMX	A70-1288-05	A09-1135-08	RC-852
RXD-652	E	A70-1289-05	A09-1135-08	RC-852E
RXD-652E	E1	A70-1289-05	A09-1135-08	RC-852E
RXD-652W	Q	A70-1289-05	A09-1135-08	RC-852E
RXD-852	TE	A70-1289-05	A09-1135-08	RC-852E
RXD-852E	E1	A70-1289-05	A09-1135-08	RC-852E
RXD-852W	Q	A70-1289-05	A09-1135-08	RC-852E
RXD-A81	KP	A70-1297-05	A09-0399-08	RC-752
RXD-752	YMX	A70-1297-05	A09-0399-08	RC-752
RXD-772S	M1	A70-1297-05	A09-0399-08	RC-752
RXD-702	E	A70-1298-05	A09-0399-08	RC-752E
RXD-702E	E1	A70-1298-05	A09-0399-08	RC-752E
RXD-702W	Q	A70-1298-05	A09-0399-08	RC-752E
RXD-752	TE	A70-1298-05	A09-0399-08	RC-752E
RXD-752E	E1	A70-1298-05	A09-0399-08	RC-752E
RXD-752W	Q	A70-1298-05	A09-0399-08	RC-752E

BLOCK DIAGRAM



RXD-A81
 RXD-A601
 RXD-A701
 RXD-652/E/W
 RXD-702/E/W
 RXD-752/E/W
 RXD-772S
 RXD-852/E/W

CIRCUIT DESCRIPTION

1. Initialization

1-1 Setting of initial conditions

While pressing the [ENTER] key, put the plug into an AC power outlet.

1-2 Initializing operation

- A microcomputer is initialized for start when the AC power is turned on when pressing the [ENTER] key. At that time, CD mechanism and CASSETTE mechanism are also initialized.
- During the initial operation, the display shows INITIALIZE and after that it will be returned to STANDBY condition.

1-3 Initial items and back up data

ITEMS		
AMP	*POWER	STANDBY
	*VOLUME	14
	*BALANCE	CENTER
	MUTING	OFF
	PROTECTION	OFF
	S. DIRECT	OFF
	SUPER WOOFER (RXD-752/E/W)	+3
	DISPLAY MODE	AUTO
	*AUTO POWER SAVE	OFF
	*MD/DVD INPUT LEVEL	-3
	*INPUT SEL. (LISTEM MODE)	TUNER
	DOLBY PROLOGIC	OFF
	DOLBY 3STEREO	OFF
	DOLBY VIRTUAL SURROUND	OFF
	CENTER SP. SURROUND SP. DELAY TIME	EXIST(SMALL) EXIST 20 msec.
	TUNER	*BAND FM *FREQUENCY LOWEST FREQUENCY *AUTO/MONO AUTO *P.CH --CH
CLOCK	*CLOCK 0:00 (E/T/Q) 12:00 (OTHERS) *PROG. RECORDING ON/OFF TIME 0:00 (E/T/Q) 12:00 (OTHERS) *PROG. TIMER PLAY ON/OFF TIME 0:00 (E/T/Q) 12:00 (OTHERS) *PROG. EXECUTION OFF SLEEP TIMER OFF O.T.T. OFF	
DECK	*DIRECTION FORWARD *RVS MODE REVERSE (U MODE) *A/B B	

*BACKED UP DATA

1-4 Mechanism initialization

1-4-1 CD mechanism

- Disc unclamps(traverse down).
- Rotary tray rotates(1/3 rotation).
- If a mechanism error occurs, CD ERR is indicated on the display.

1-4-2 DECK mechanism

- When initial condition becomes NG for the third time, decide the error. The error condition is displayed as X ERR on the display.

1-4-3 Error display

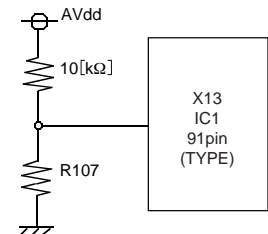
- If both mechanism (CD/DECK) error occur, the display is indicated as follows. CD & X ERR

2. Destination list of TUNER

Destinat-ion	Tuner type	BAND	Receiving frequency range	Channel space	IF	RF
K,P	K1	FM	87.5MHz~108.0MHz	100kHz	+10.7MHz	25kHz
		AM	530kHz~1700kHz	10kHz	+450kHz	10kHz
M,V,X,Y	K2	FM	87.5MHz~108.0MHz	100kHz	+10.7MHz	25kHz
		AM	530kHz~1610kHz	10kHz	+450kHz	10kHz
M	K3	FM	87.5MHz~108.0MHz	100kHz	+10.7MHz	25kHz
		MW	530kHz~1610kHz	10kHz	+450kHz	10kHz
		SW	5.9MHz~17.9MHz	5kHz	+450kHz	5kHz
M,V,X,Y	E1	FM	87.5MHz~108.0MHz	50kHz	+10.7MHz	25kHz
		AM	531kHz~1602kHz	9kHz	+450kHz	9kHz
M	E3	FM	87.5MHz~108.0MHz	50kHz	+10.7MHz	25kHz
		MW	531kHz~1602kHz	9kHz	+450kHz	9kHz
		SW	5.9MHz~17.9MHz	5kHz	+450kHz	5kHz
E	E1 RDS	FM	87.5MHz~108.0MHz	50kHz	+10.7MHz	25kHz
		AM	531kHz~1602kHz	9kHz	+450kHz	9kHz
T	E2 RDS	FM	87.5MHz~108.0MHz	50kHz	+10.7MHz	25kHz
		MW	531kHz~1602kHz	9kHz	+450kHz	9kHz
		LW	153kHz~279kHz	9kHz	+450kHz	9kHz
Q	Q	FML	65.0MHz~74.0MHz	10kHz	+10.7MHz	5kHz
		FMH	87.5MHz~108.0MHz	50kHz	+10.7MHz	5kHz
		MW	531kHz~1602kHz	9kHz	+450kHz	9kHz
		LW	153kHz~279kHz	9kHz	+450kHz	9kHz

2-1 Discrimination of TUNER destination

Destinat-ion	R107 [Ω]	Voltage [V]
K	91k	4.51
M1	39k	3.98
M2	22k	3.44
T	13k	2.83
E	8.2k	2.25
Q	4.7k	1.60



3. Test mode

3-1 Test mode of the receiver

3-1-1 Setting of the test mode

While pressing the [INPUT] key or [EX. BASS or S. WOOFER] key, put the plug into an AC power outlet.

3-1-2 Canceling of the test mode

Unplug an AC power cord from an AC power outlet.

3-1-3 Selector mode or FL indication

KEY	SELECTOR MODE	FL INDICATION
[EX.BASS] + AC ON	TUNER	<ul style="list-style-type: none"> All the fluorescent display indicators and LEDs light on. STANDBY and TIMER LEDs blink up. The all illuminated state is cleared by pressing any main unit keys or remocon keys.
[S.WOOFER] +AC ON		
[INPUT] + AC ON	AUX	<ul style="list-style-type: none"> AUX TEST

CIRCUIT DESCRIPTION

3-1-4 Basic operation in test mode

- (1) The muting during mode selection is not controlled in the test mode.
- (2) The test mode is cancelled when the AC power is turned off.
- (3) The operation of the keys in the test mode as follows.

3-1-5 The operation of the keys in the test mode

- (1) common (TUNER. AUX mode.)

KEY	FUNCTION
Display/DEMO	FL&LEDs ON/OFF
REV. MODE	Volume 1
DOLBY NR or TAPE EQ	Volume 28
REC/ARM	Volume MAX
A/B	REC level H ←→ L
DISC 3	BALANCE LEVEL <div style="text-align: center;"> → Lch MAX → Rch MAX → ← Center ← </div>

- (2) TUNER mode

KEY	FUNCTION
TAPE ■	10STEP P.CALL UP. <div style="text-align: center;"> → 10 → 20 → 30 → ← -- (00) ← </div>
TAPE ▷	P.CALL DOWN
TAPE ◁	P.CALL UP
DISC SKIP	S.LEVEL ATT. <div style="text-align: center;"> → ATT Off → ATT On → ← FREQUENCY (NORMAL) ← </div>
OPEN/CLOSE	(M TYPE) CHANNEL SPACE/EMPHASIS

- (3) AUX mode (AMP,GE)

KEY	FUNCTION
DISC 2	DVD OUTPUT Level O (MAX) ←→ -7
DISC 1	EQ ALL BAND <div style="text-align: center;"> → MAX → MIN → FLAT → </div>
DISC SKIP	MUTE ON/OFF (FL "TESTMODE" blink up)
* TAPE ■	S.direct ←→ Effect off
* TAPE ▷	DOLBY SURROUND MODE <div style="text-align: center;"> → pro logic → 3 stereo → ← Effect off (2ch) ← Virtual surround ← </div>
* TAPE ◁	CENTER MODE <div style="text-align: center;"> → nomal → wideband → ← phantom ← </div>
* TAPE ►►	CENTER LEVEL up
* TAPE ◄◄	CENTER LEVEL DOWN
* CD ▷/▢	SURROUND LEVEL UP
* CD ■	SURROUND LEVEL DOWN
* TUNING MODE	DELAY TIME 20ms → 30ms ←→ 15ms
** BACK	3D Level <div style="text-align: center;"> → Level 1 → Level 2 → ← Effect off ← </div>
** OPEN/CLOSE	SUPER WOOFER Level <div style="text-align: center;"> → Level 3 → Level 5 (MAX) → ← Level off (MIN) ← </div>

S M U O R D R E O O N N L Y

* USED RXD-652/E/W
RXD-852/E/W
RXD-A601/A701

** EXCEPT USED
RXD-652/E/W
RXD-852/E/W
RXD-A601/A701

3-2 Test mode of cassette deck

3-2-1 Setting of the test mode

While pressing the [deck play] key, put the plug into an AC power outlet.

3-2-2 Canceling of the test mode

Unplug an AC power cord from an AC power outlet.

3-2-3 Condition in test mode

- (1) Initial condition
 - DOLBY-OFF
 - AUDIO-MUTE OFF
- (2) Mechanism SW detection

	DISPLAY
A pack SW	E.Q
A -CRO2	PROG.12
B-FWD	O.T.T
B pack SW	AUTO
B-CRO2	ST
B-RVS	ANTENNA

- (3) 4-sec recording

If the REC key is pressed, the system record for 4 sec. Then, it rewinds to the recording starting position and plays back automatically.

If the REC key is pressed, during the 4-sec recording operation, the system records further for 4-sec, then return to the starting position of the first 4-sec recording operation and plays back.

- (4) TUNING MODE key

REC Level H ←→ L

3-3 Test mode of CD player

3-3-1 Setting of the test mode

While the pressing the [CD PLAY/PAUSE] key, put the plug into an AC power outlet.

3-3-2 Canceling the test mode

Press the stop key on stop mode or unplug the AC cord from an AC power outlet.

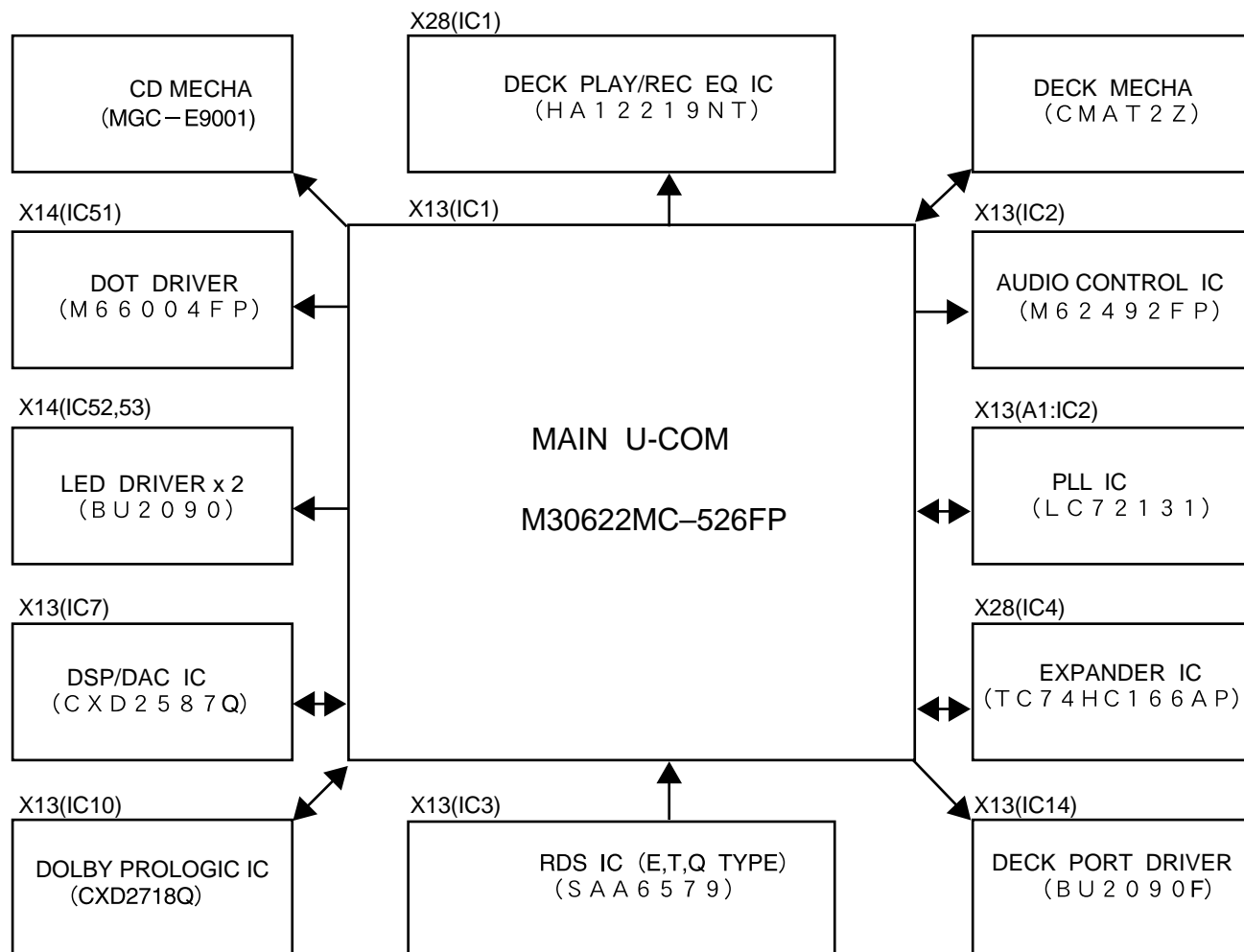
3-3-3 The operation of the keys in the test mode.

KEY	DISPLAY	OPERATION
PLAY/PAUSE +AC IN	CD TEST	<ul style="list-style-type: none"> • Setting of the test mode. • Tray 1/3 rotation. • Tray opens automatically.
STOP	0	<ul style="list-style-type: none"> • Tray closes. • Change or cancel the test mode.
PLAY/PAUSE	03 --:-- 05 **:*	<ul style="list-style-type: none"> • Tray closes/disc clamps. • T-servo off(03) or on (05).
◄◄	FINISH	• Tray 1/3 rotation.
DISC3	07 EF/FB 08 TG/FG 09 TE/RF 10 TE/VC	<ul style="list-style-type: none"> • Mechanism stops when the automatic adjustment is finished. • Display changes cyclically. • If NG, display blinks up.
DISC2	216**.*	<ul style="list-style-type: none"> • Tray closes. • Disc2 clamps. • Plays track 16.
DISC1		<ul style="list-style-type: none"> • Tray closes/disc clamps. • Plays track 32.

CIRCUIT DESCRIPTION

4. Main microprocessor M30622MC-526FP (X13:IC1)

4-1 Microprocessor periphery block diagram



4-2 VOLTAGE KEY MATRIX

INPUT VOLTAGE		KEY1	KEY2	KEY3
(V)	(HEX)	Pin97	Pin95	Pin94
0.00~0.26	00H~0DH	DISC SKIP	BAND	TUNING
0.27~0.81	0EH~29H	DISC2	EX. BASS (SW)	DISP./DEMO
0.82~1.37	2AH~46H	CD STOP	ENTER	INPUT
1.38~1.94	47H~63H	OPEN/CLOSE	RWD	SELECT
1.95~2.51	64H~80H	A/B	FF	RVS. MODE
2.52~3.07	81H~9DH	FWD PLAY	PLAY/PAUSE	TAPE STOP
3.08~3.62	9EH~B9H	RVS PLAY	DISC1	REC
3.63~4.16	BA~D5H	DOLBY(T.EQ.)	POWER	DISC3
4.17~4.73	D5~F2H	NO KEY	MENU	BACK
4.74~5.00	F3H~FFH	KEY OFF	KEY OFF	KEY OFF

CIRCUIT DESCRIPTION

4-3 Pin description

Pin	Name	I/O	Connect	Description
1	D-DATA	O	PD	DOLBY DIGITAL IC (CXD2724Q) DATA OUTPUT
2	D-CLK	O	-	DOLBY DIGITAL IC (CXD2724Q) CLOCK OUTPUT
3	PLLDATA	O	PD	PLL IC DATA (LC72131)
4	ST	I	PU	STEREO INPUT
5	PLLCE	O	PD	PLL IC CE (LC72131)OUTPUT
6	RDSDATA	I	PD	RDS DATA (SAA6579)INPUT
7	PLLCLK	O	PD	PLL IC CLOCK (LC72131)OUTPUT
8	BYTE	I	VSS	8/16 BIT CHANGEOVER
9	CNVSS	-	VSS	GND
10	XCIN	-	-	TIMER CLOCK INPUT(32.768kHz)
11	XCOUT	-	-	TIMER CLOCK OUTPUT (32.768kHz)
12	RESET	I	PU	uCOM RESET H:NORMAL L:RESET
13	XOUT	-	-	MAIN CLOCK OUTPUT 10MHz (CERAMICS)
14	VSS	-	VSS	GND
15	XIN	-	-	MAIN CLOCK OUTPUT 10MHz (CERAMICS)
16	VCC	-	VCC	+5V
17	NC	I	VCC	NOT USED(+5V)
18	REM	I	PD	REMOCON SIGNAL INPUT
19	RDSCLK	I	PD	RDS CLOCK (SAA6579)
20	SCOR	I	PD	SUB CODESYNCHRONISUM SIGNAL INPUT (CXD2587) L→H: THRUST
21	LEDDT3	O	PD	LED DRIVER IC(BU2090) DATA3 OUTPUT
22	LOSW	I	PD	CD LOAD(CLOSE) SW
23	UNLOSW	I	PD	CD UNLOAD(OPEN) SW
24	RTL	O	PD	CD MOTOR CONTROL OUTPUT(LEFT)
25	BRKM	O	PD	CD MOTOR CONTROL OUTPUT(BREAK)
26	CLOSE	O	PD	CD MOTOR CONTROL OUTPUT(CLOSE)
27	OPEN	O	PD	CD MOTOR CONTROL OUTPUT(OPEN)
28	SQCK	O	PD	SUB CODE CLOCK(CXD2587)
29	SQSO	I	PD	SUB CODE INPUT(CXD2587)
30	NC	O	PU	NOT USED
31	FLDATA	O	PD	FL DOT DRIVER(M66004FP) DATA
32	CE	I	PU	BACK UP CE H:AC ON L: AC OFF
33	FLCLK	O	PD	FL DOT DRIVER(M66004FP) CLOCK
34	FLCS	O	PD	FL DOT DRIVER(M66004FP) STROBE
35	RTR	O	PD	MOTOR CONTROL OUTPUT (RIGHT)
36	TDSW	I	PU	TRAVERSE DOWN SW
37	TUSW	I	PU	TRAVERSE UP SW
38	PHTR	I	PU	CD MECHA STOP SW
39	PSSW	I	PU	POSITION & DISC DETECT SW
40	XRST	O	PU	DSP RESET(CXD2587)
41	FL RESET	O	PD	FL DOT DRIVER (M66004FP) RESET
42	DCOFF	O	PD	DSP POWER ON/OFF(CXD2587) H:ON L:OFF
43	MON	O	PD	DISC MOTOR ON/OFF SW OUTPUT
44	LCD	O	PU	LASER SIGNAL OUTPUT(ON/OFF) L : ON H : OFF
45	SCLK	O	PD	SENS READ CLOCK OUTPUT
46	SENS	I	PD	CD DSP SENS INPUT(CXD2587)
47	CLOCK	O	PD	CD DSP CLOCK OUTPUT (CXD2587)
48	XLAT	O	PD	DSP LATCH OUTPUT(CXD2587)
49	CDDATA	O	PD	DSP DATA OUTPUT(CXD2587)
50	EVCLK	O	PD	SOUND CONTROL IC(M62492FP)CLOCK
51	EVLAT	O	PD	SOUND CONTROL IC(M62492FP)STROBE
52	EVDATA	O	PD	SOUND CONTROL IC(M62492FP)DATA

Pin	Name	I/O	Connect	Description
53,54	A-JOG1,2	I	PU	JOG A (SOUND CONTROL)INPUT1,2
55,56	B-JOG1,2	I	PU	JOG B (MULTI CONTROL)INPUT1,2
57,58	ENC1,2	I	PU	VOLUME ENCODER INPUT1,2
59	LEDCLK	O	PD	LED DRIVER IC(BU2090) CLOCK OUTPUT
60,61	LEDDT1,2	O	PD	LED DRIVER IC(BU2090) DATA1,2 OUTPUT
62	VCC	-	VCC	POWER SUPPLY(+5V)
63	SR-LIMIT	O	PU	CENTER/SURROUND(SUPER WOOFER) SP RELAY CONTROL H:ON L:OFF
64	VSS	-	VSS	GND
65	B-PH	I	PD	B DECK REEL SENSOR INPUT
66	A-PH	I	PU	A DECK REEL SENSOR INPUT
67	A/B2	O	PD	DECK A/B CHANGEOVER CONTROL1
68	A/B1	O	PD	DECK A/B CHANGEOVER CONTROL2
69	PLLDO	I	PU	PLL IC(LC72131) DATA INPUT
70	D-RST	O	PU	DOLBY DIGITAL IC(CXD2724Q) RESET OUTPUT
71	D-REDY	I	PU	DOLBY DIGITAL IC(CXD2724Q) READY INPUT
72	D-XLAT	O	PD	DOLBY DIGITAL IC(CXD2724Q) LATCH OUTPUT
73	HP-DET-IN	I	PD	HEAD PHONE DETECT INPUT H:OFF L:ON
74	BIAS	O	PD	BIAS ON/OFF CHANGEOVER CONTROL H:ON L:OFF
75	R/P	O	PD	R/P CHANGEOVER CONTROL H:REC L:PLAY
76	B.SOL	O	PD	B DECK SOLENOID CONTROL
77	CPM	O	PD	DECK MOTOR CONTROL
78	PSCLK	O	PD	EXPANDER IC(HD74HC166P) CLOCK OUTPUT
79	PSIN	I	PD	EXPANDER IC(HD74HC166P) DATA OUTPUT
80	PSLOAD	O	PD	EXPANDER IC(HD74HC166P) DATA LOAD OUTPUT
81	AMUTE	O	PD	AUDIO MUTE
82	ATT	O	PD	10dB ATTENUATOR L: ON H : OFF
83	POWER	O	PD	POWER RELAY CONTROL H: ON
84	PROTECT	I	PD	PROTECT DETECT (VOLTAGE DETECT) L: OFF H:ON
85	SPRELAY	O	PD	SPEAKER RELAY CONTROL H: ON
86	STBY-LED	O	PD	STANDBY LED CONTROL H:ON L:OFF
87	TIMER-LED	O	PD	TIMER LED CONTROL H:ON L:OFF
88	A.SOL	O	PD	A DECK SOLENOID CONTROL
89	SPEANA	I	PD	AUDIO SIGNAL INPUT(A-D)
90	MODEL	I	PD	MODEL DISTINCTION INPUT(A-D) 3.5up:XD-752 1.0 down:XD-652 Other:XD-852
91	TYPE	I	PD	TUNER DESTINATION DISTINCTION INPUT(A-D)
92	DPSS	I	PD	DPSS INPUT(A-D)
93	SLEVEL	I	PD	RDS S LEVEL INPUT
94,95	KEY3,2	I	PU	A-D KEY INPUT 3,2
96	AVSS	-	VSS	GND
97	KEY1	I	PU	A-D KEY INPUT 1
98	VREF	-	-	A-D CONVERTER REFERENCE VOLTAGE (+5V)
99	AVCC	-	VCC	A-D CONVERTER POWER SUPPLY(+5V)
100	SD	I	PU	SD INPUT

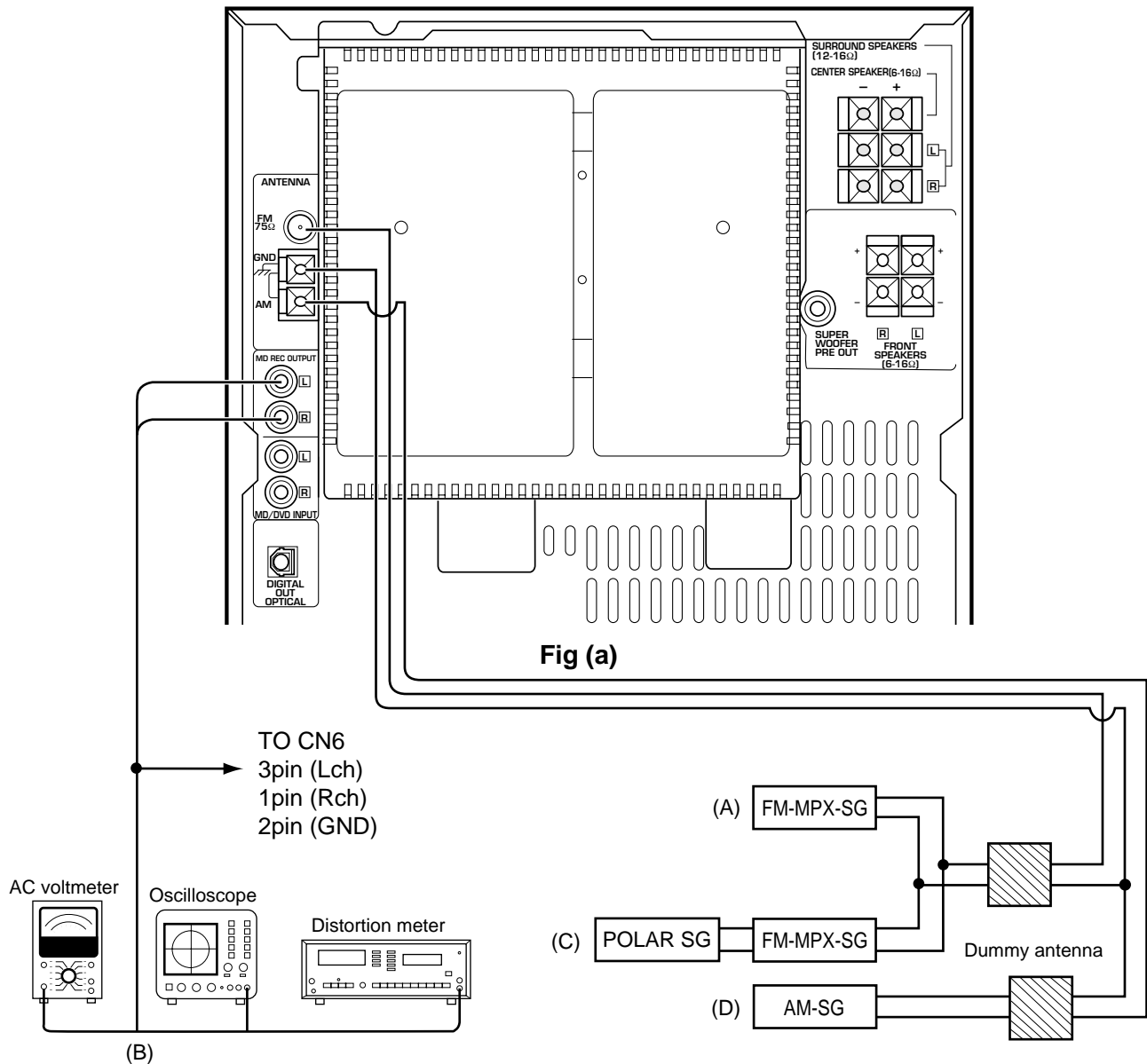
RXD-652/702/752/772S/852/A81/A601/A701

ADJUSTMENT

Tuner adjustment

X04-1313 Q TYPE (65MHz~74MHz BAND)

NO.	ITEM	INPUT SETTINGS	OUTPUT SETTINGS	TUNER SETTINGS	ALIGNMENT POINTS	ALIGN FOR	FIG.
1	VCO	(C) 69 MHz, 70 dBf (ANT INPUT) 1 kHz, 0 kHz DEV SUB, 0 kHz DEV	Connect a frequency counter to VCO monitor X04 (CN2).	AUTO 69 MHz	VR 2	Adjust it the frequency counter reads 31.25 kHz \pm 100 Hz.	(a)
2	RESONANCE POINT	(C) 69 MHz, 70 dBf (ANT INPUT) 1 kHz, 40 kHz DEV SUB, 10 kHz DEV Select : L or R	Connect an oscilloscope to TUNER OUT (CN6).	AUTO 69 MHz	TC 1	Minimum crosstalk.	(a)
3	SEPARATION	(C) SAME AS ABOVE	Connect an oscilloscope to TUNER OUT (CN6).	AUTO 69 MHz	VR 1	Minimum crosstalk.	(a)



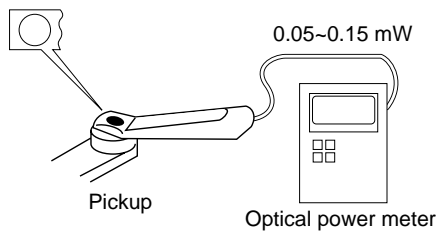
ADJUSTMENT

CD player adjustment

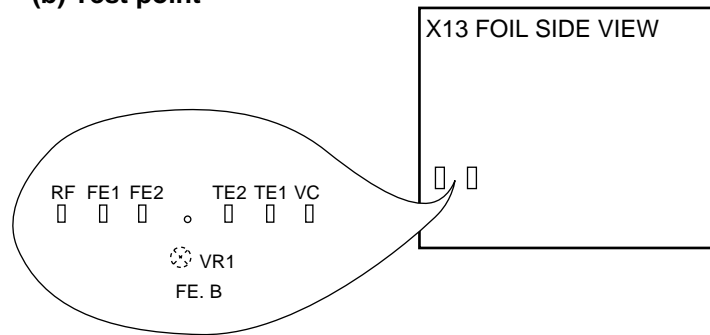
No.	ITEM	INPUT SETTING	OUTPUT SETTING	PLAYER SETTING	ALIGNMENT POINT	ALIGN FOR	FIG.
Step 1,2 are in TEST MODE TEST MODE : While pressing the [CD PALY] key, plug the AC power cord into the AC power wall outlet.							
1	LASER POWER	-	Set the sensor section of the optical power meter on the pickup lens.	Press the "PLAY" key to check that the display is "03".	-	On the power from 0.05 to 0.15mw. when the diffraction grating is correctly aligned with the RF level of 0.8Vp-p or more	(a)
2	FOCUS ERROR BIAS	Test disc Type 4	Connect an oscilloscope as follows. CH1 : RF CH2 : FE1 GND : VC	Press the "PLAY" key. Confirm that the display is "05"	FE BIAS VR1	Optimum eye pattern (DC=±330mV)	(b) (d)

Note:
 Type 4disc :SONY YEDS-18 Test Disc or equivalent. (KTD-02)
 LPF : Around 47kΩ + 390pF or so.

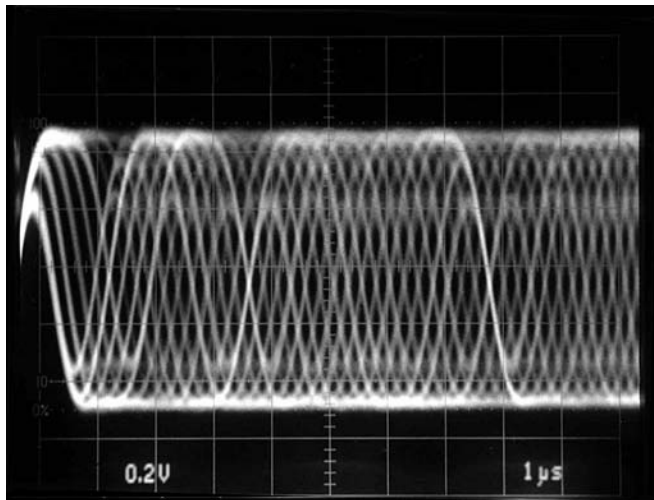
(a) Laser Power



(b) Test point



(d) RF signal AC coupled

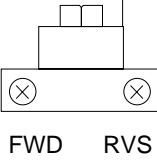


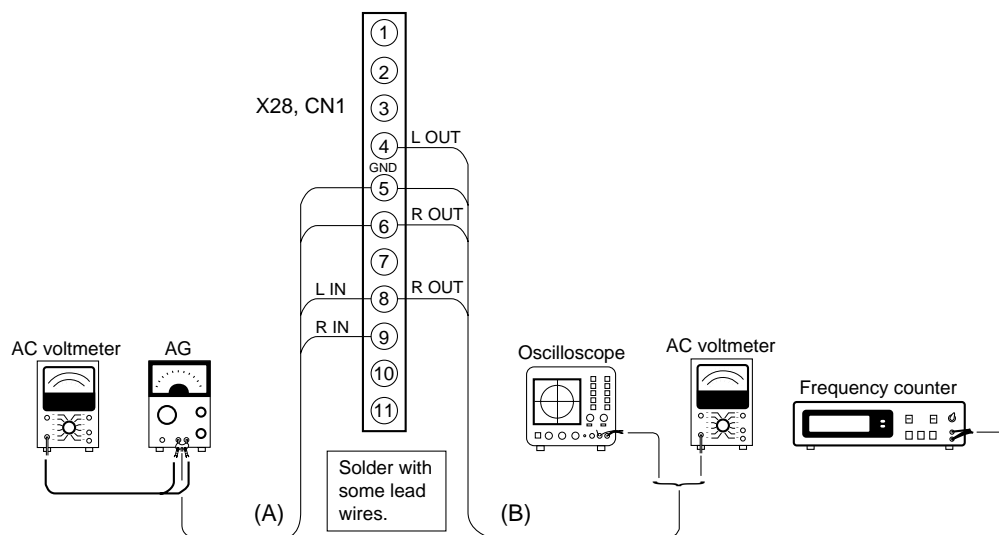
RF signal in test mode (PLAY).
 Perform the tangential and focusing offset are focused into one point on the display. The crossing points above and below the center shall also be looked clearly.

RXD-652/702/752/772S/852/A81/A601/A701

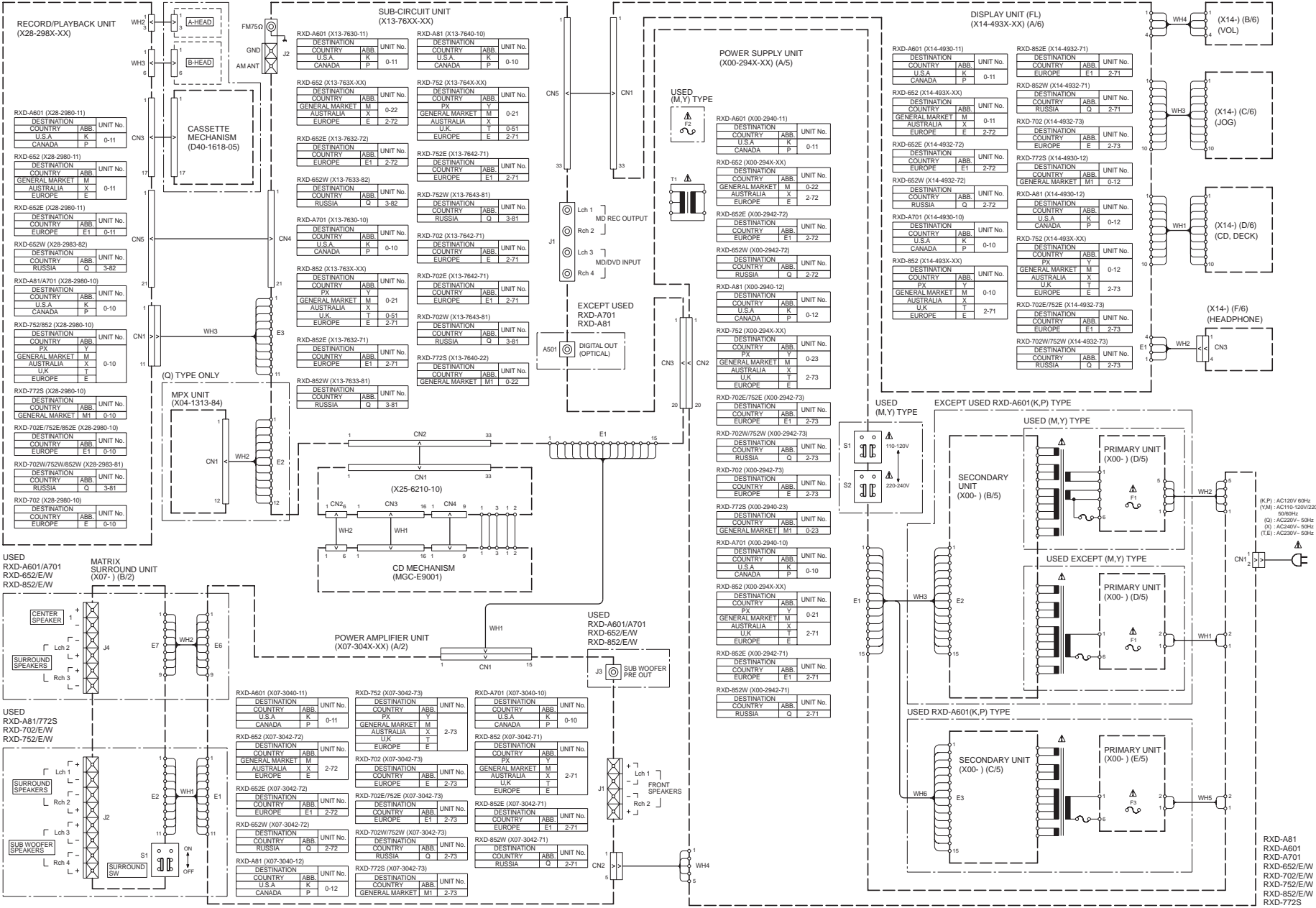
ADJUSTMENT

Cassette Deck adjustment

No	ITEM	INPUT SETTING	OUTPUT SETTING	DECK SETTING	ALIGNMENT POINT	ALIGN FOR	FIG.
Unless otherwise specified, set the respective switches as follows: TAPE : NORMAL DOLBY : OFF PLAY OUT : Lch (X28,CN6④pin), Rch (X28,CN6⑥pin) I . Cassette mechanism unit (Adjustment of the REC / PLAY head)							0dBs=0.775V
① r	Demagnetization and cleaning	\	\	Demagnetization: POWER OFF Cleaning: PLAY	Recording head, erase head, capstan pinch roller	Demagnetize the REC / PLAY head with the head eraser. Clean the REC / PLAY head, erase head, capstan and pinch roller using a cotton swab slightly damped with alcohol.	
② r	Azimuth of the REC/PLAY head	TCC-153 MTT-114 10kHz, -10dB	iB j	PLAY	 FWD RVS	Adjust the output to maximum and adjust the azimuth adjustment screw for the Lissajours waveform pattern of the oscilloscope to become close to a 45° straight line.	
II . PC BOARD ADJUSTMENT							
① r	TAPE SPEED(NORMAL)	TCC-110 MTT-111 SCC-1727 3kHz	iB j	PLAY	A/B DECK VR 5	Adjust the tape speed so that 3kHz is obtained at the center of the tape.	
III . PC BOARD ADJUSTMENT							
① r	PLAYBACK LEVEL	MTT-256U, TCC-160 315Hz, 0dB	iB j	PLAY	A DECK VR 1 (L) VR 2 (R) B DECK VR 7 (L) VR 8 (R)	Adjust the playback output to -6.0dBs	
② r	BIAS CURRENT	(A) Adjust the AG for the output of the DECK to become 1kHz(-30dBs)/10kHz(-30dBs).	iB j	Adjust the REC VR level so that the line out is -2.6dBs at 1kHz, and record and playback 1kHz/10kHz alternately.	VR 3 (L) VR 4 (R)	Record 1kHz and 10kHz alternately, and adjust the bias current adjustment potentiometer for the playback levels to become the same.	



WIRING DIAGRAM

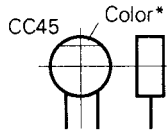


PARTS DESCRIPTIONS

CAPACITORS

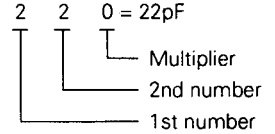
CC 45 TH 1H 220 J
 1 2 3 4 5 6

- 1 = Type ... ceramic, electrolytic, etc.
- 2 = Shape ... round, square, ect.
- 3 = Temp. coefficient
- 4 = Voltage rating
- 5 = Value
- 6 = Tolerance



• Capacitor value

- 010 = 1pF
- 100 = 10pF
- 101 = 100pF
- 102 = 1000pF = 0.001μF
- 103 = 0.01μF



• Temperature coefficient

1st Word	C	L	P	R	S	T	U
Color*	Black	Red	Orange	Yellow	Green	Blue	Violet
ppm/°C	0	-80	-150	-220	-330	-470	-750

2nd Word	G	H	J	K	L
ppm/°C	±30	±60	±120	±250	±500

Example : CC45TH = -470 ± 60ppm/°C

• Tolerance (More than 10pF)

Code	C	D	G	J	K	M	X	Z	P	No code
(%)	±0.25	±0.5	±2	±5	±10	±20	+40 -20	+80 -20	+100 -0	More than 10μF -10 ~ +50 Less than 4.7μF -10 ~ +75

(Less than 10pF)

Code	B	C	D	F	G
(pF)	±0.1	±0.25	±0.5	±1	±2

• Voltage rating

2nd word \ 1st word	A	B	C	D	E	F	G	H	J	K	V
0	1.0	1.25	1.6	2.0	2.5	3.15	4.0	5.0	6.3	8.0	-
1	10	12.5	16	20	25	31.5	40	50	63	80	35
2	100	125	160	200	250	315	400	500	630	800	-
3	1000	1250	1600	2000	2500	3150	4000	5000	6300	8000	-

• Chip capacitors

(EX) C C 7 3 F S L 1 H 0 0 0 J
 1 2 3 4 5 6 7

(Chip) (CH, RH, UJ, SL)

(EX) C K 7 3 F F 1 H 0 0 0 Z
 1 2 3 4 5 6 7

(Chip) (B, F)

Refer to the table above.

- 1 = Type
- 2 = Shape
- 3 = Dimension
- 4 = Temp. coefficient
- 5 = Voltage rating
- 6 = Value
- 7 = Tolerance

Dimension (Chip capacitors)

Dimension code	L	W	T
Empty	5.6 ± 0.5	5.0 ± 0.5	Less than 2.0
A	4.5 ± 0.5	3.2 ± 0.4	Less than 2.0
B	4.5 ± 0.5	2.0 ± 0.3	Less than 2.0
C	4.5 ± 0.5	1.25 ± 0.2	Less than 1.25
D	3.2 ± 0.4	2.5 ± 0.3	Less than 1.5
E	3.2 ± 0.2	1.6 ± 0.2	Less than 1.25
F	2.0 ± 0.3	1.25 ± 0.2	Less than 1.25
G	1.6 ± 0.2	0.8 ± 0.2	Less than 1.0

RESISTORS

• Chip resistor (Carbon)

(EX) R K 7 3 E B 2 B 0 0 0 J
 1 2 3 4 5 6 7

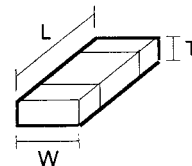
(Chip) (B,F)

• Carbon resistor (Normal type)

(EX) R D 1 4 B B 2 C 0 0 0 J
 1 2 3 4 5 6 7

- 1 = Type
- 2 = Shape
- 3 = Dimension
- 4 = Temp. coefficient
- 5 = Rating wattage
- 6 = Value
- 7 = Tolerance

Dimension



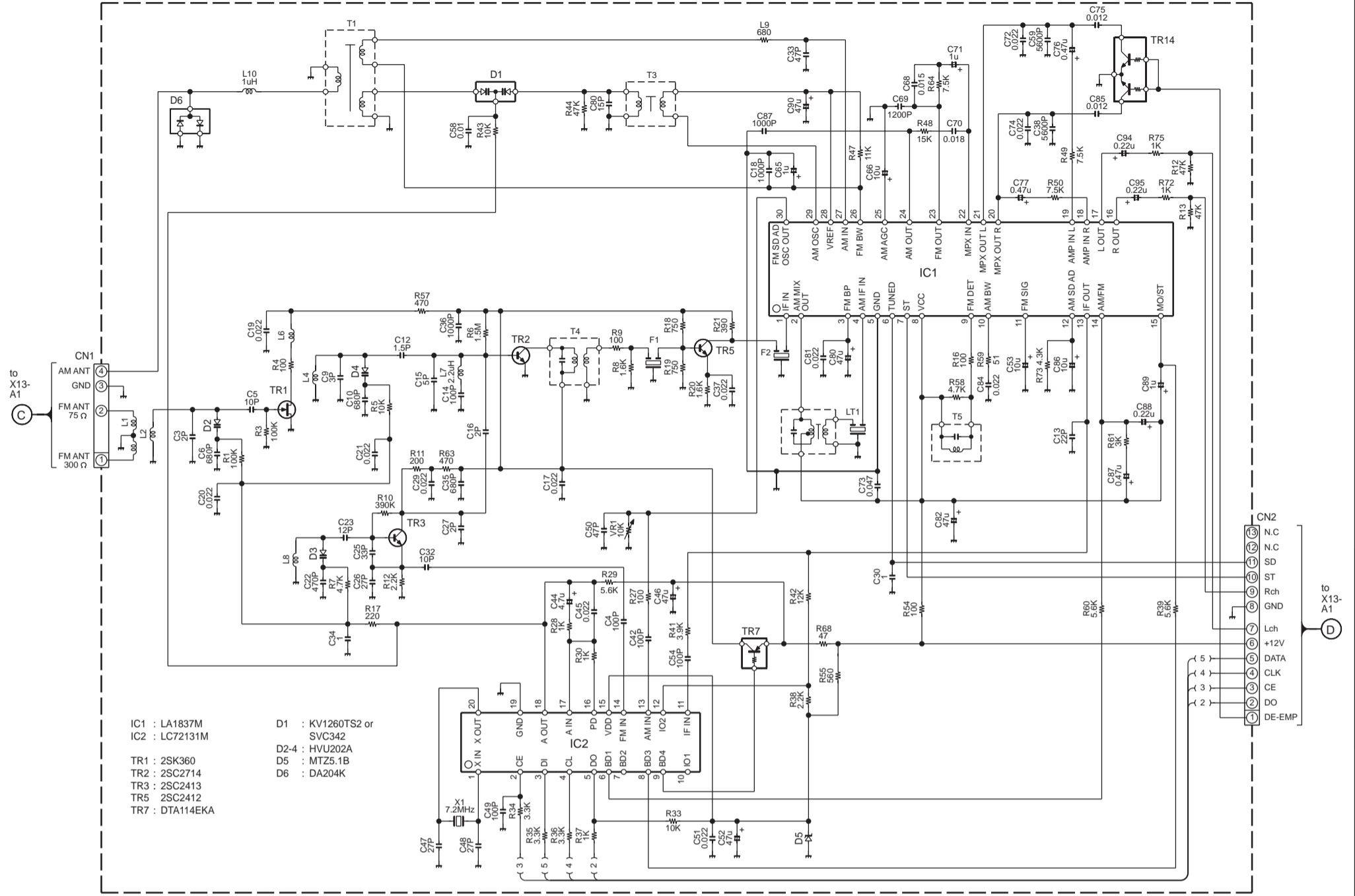
Dimension (Chip resistor)

Dimension code	L	W	T
E	3.2 ± 0.2	1.6 ± 0.2	1.0
F	2.0 ± 0.3	1.25 ± 0.2	1.0
G	1.6 ± 0.2	0.8 ± 0.2	0.5 ± 0.1

Rating wattage

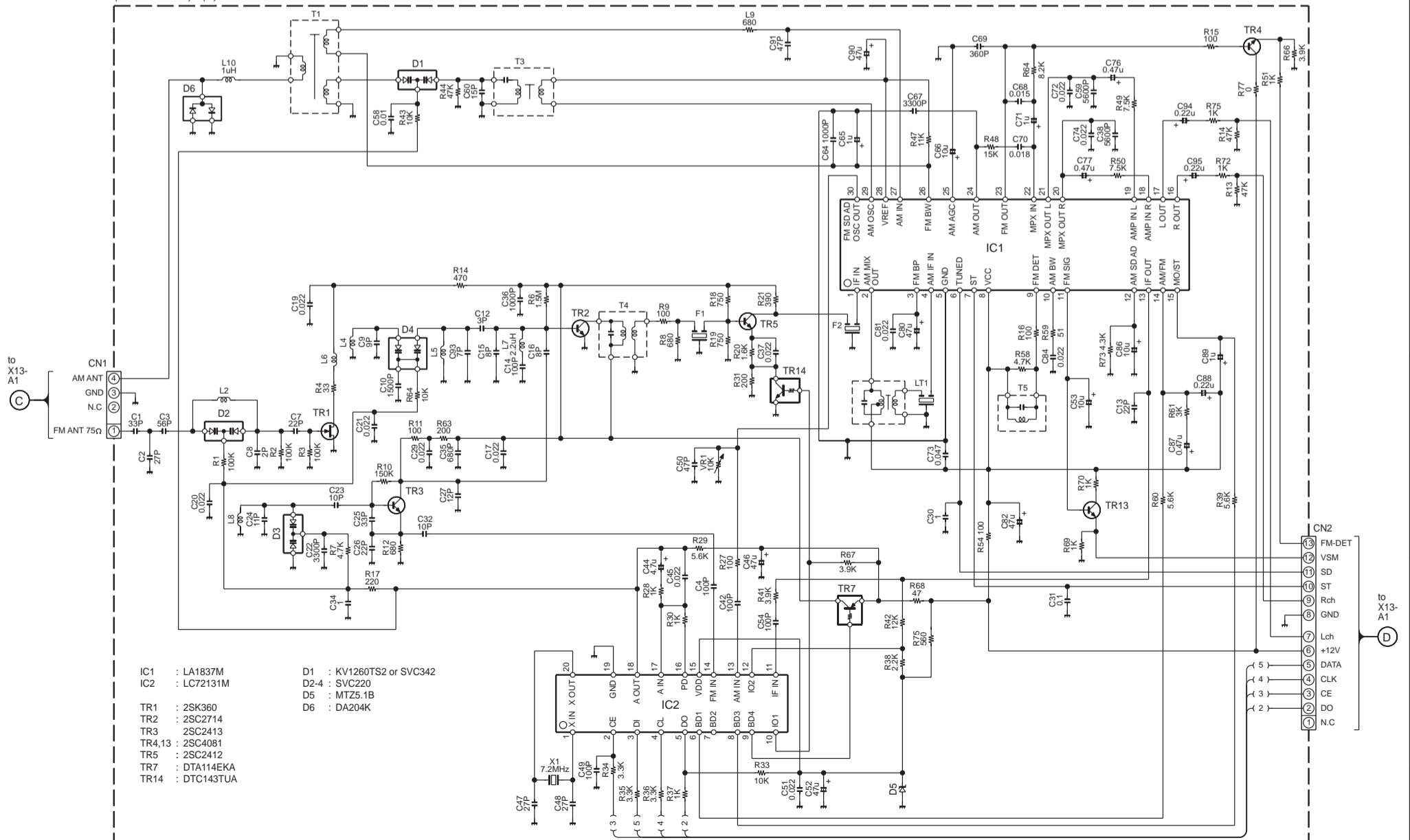
Code	Wattage	Code	Wattage	Code	Wattage
1J	1/16W	2C	1/6W	3A	1W
2A	1/10W	2E	1/4W	3D	2W
2B	1/8W	2H	1/2W		

TUNER PACK
(W02-2673-05) : (K,P)TYPE



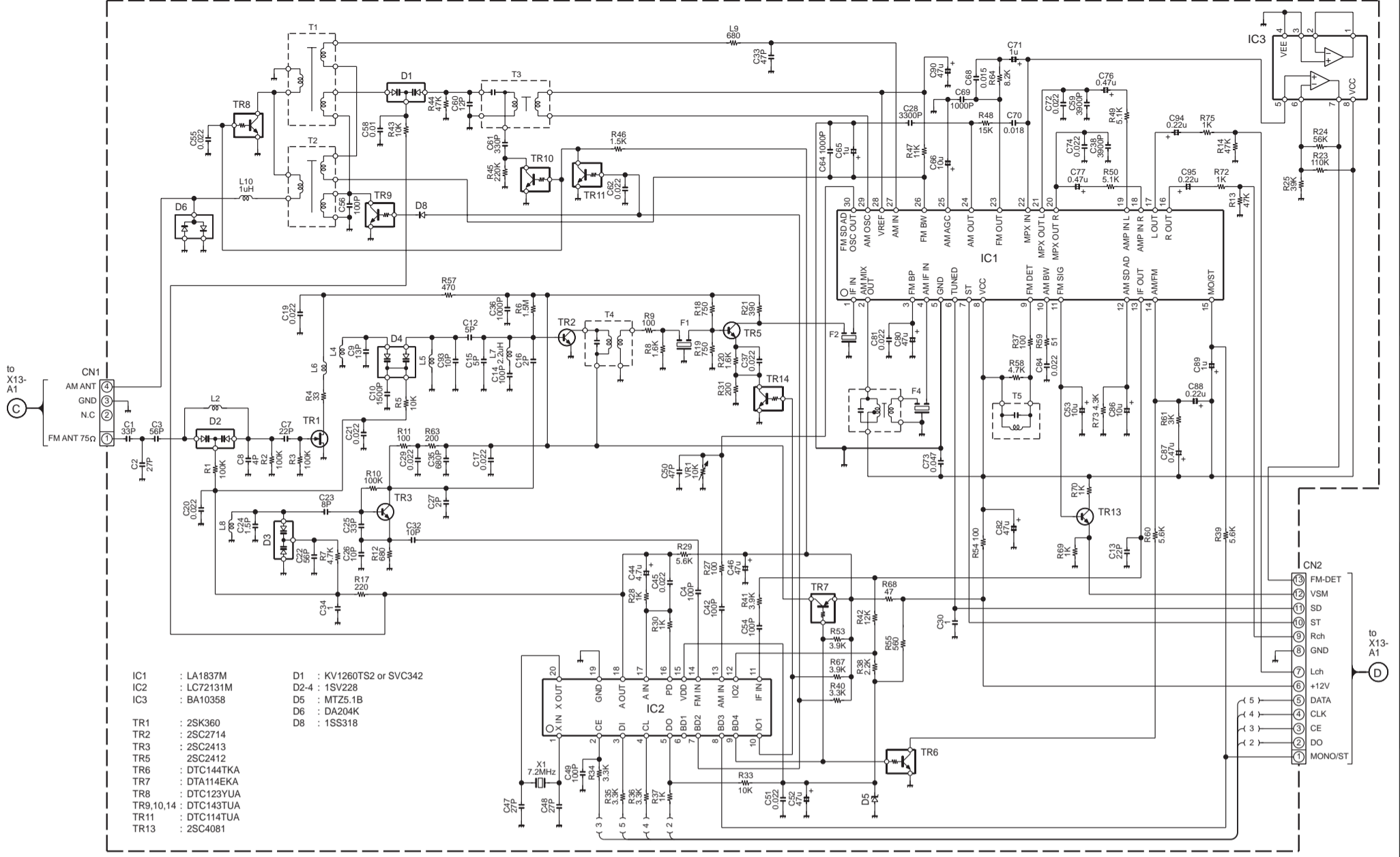
- IC1 : LA1837M
IC2 : LC72131M
- TR1 : 2SK360
TR2 : 2SC2714
TR3 : 2SC2413
TR5 : 2SC2412
TR7 : DTA114EKA
- D1 : KV1260TS2 or SVC342
D2-4 : HVU202A
D5 : MTZ5.1B
D6 : DA204K

TUNER PACK
(W02-2674-05) : (E)TYPE



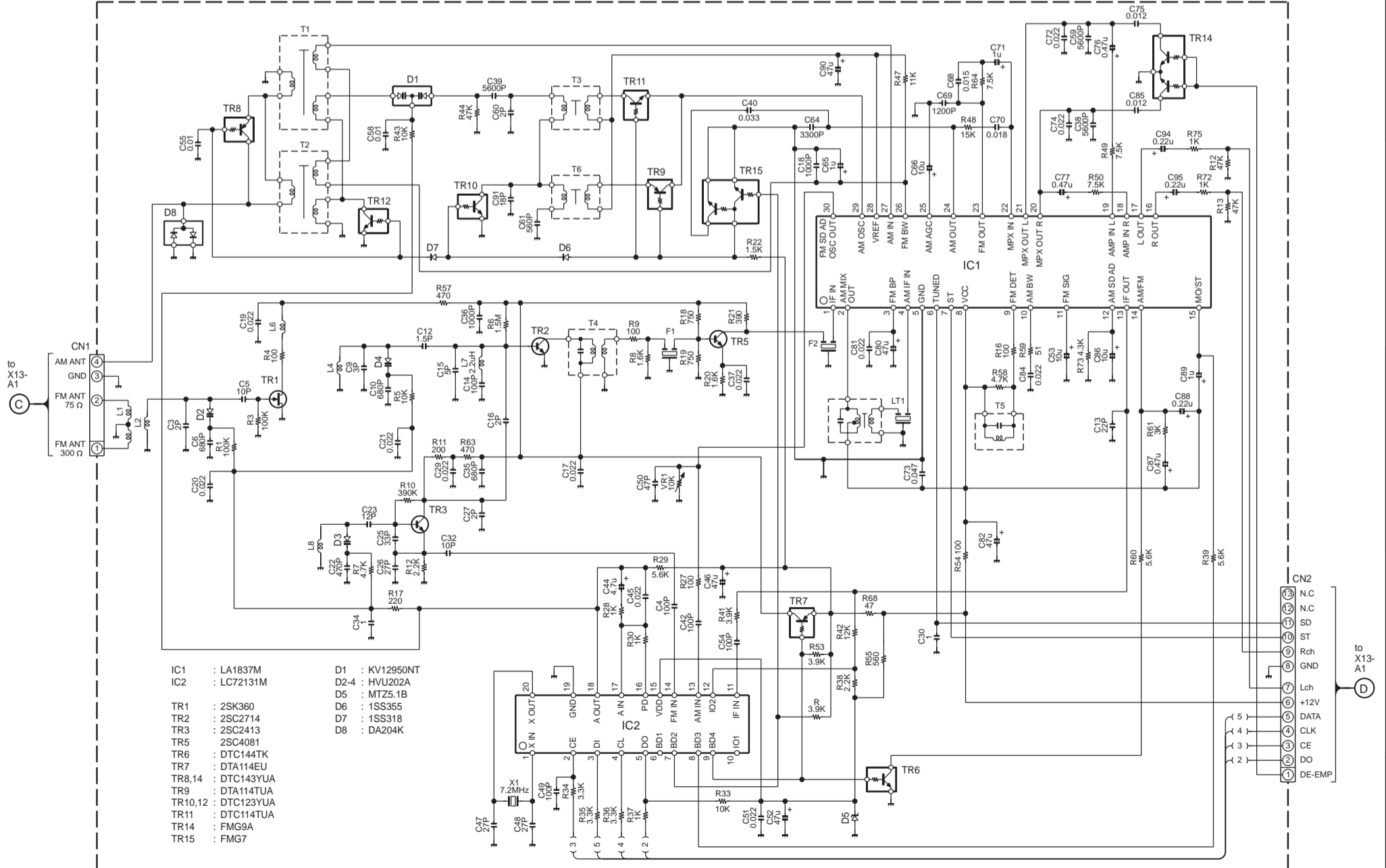
- IC1 : LA1837M
IC2 : LC72131M
- TR1 : 2SK360
TR2 : 2SC2714
TR3 : 2SC2413
TR4,13 : 2SC4081
TR5 : 2SC2412
TR7 : DTA114EKA
TR14 : DTC143TUA
- D1 : KV1260TS2 or SVC342
D2-4 : SVC220
D5 : MTZ5.1B
D6 : DA204K

TUNER PACK
(W02-2675-05) : (Q)TYPE



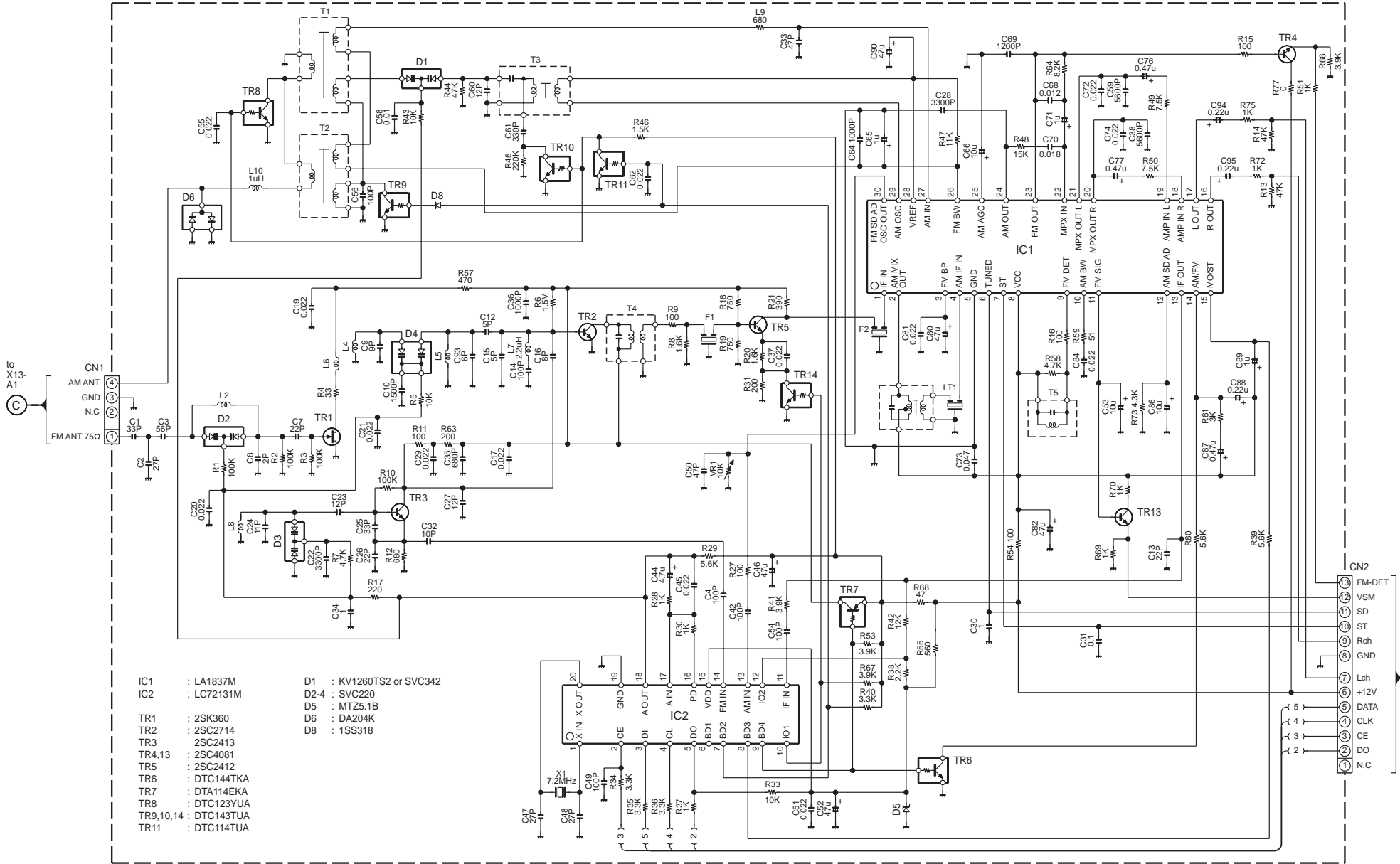
- IC1 : LA1837M
- IC2 : LC72131M
- IC3 : BA10358
- TR1 : 2SK360
- TR2 : 2SC2714
- TR3 : 2SC2413
- TR5 : 2SC2412
- TR6 : DTC144TKA
- TR7 : DTA114EKA
- TR8 : DTC123YUA
- TR9,10,14 : DTC143TUA
- TR11 : DTC114TUA
- TR13 : 2SC4081
- D1 : KV1260T2S or SVC342
- D2-4 : 1SV228
- D5 : MTZ5.1B
- D6 : DA204K
- D8 : 1SS318

TUNER PACK
(W02-2676-05) : (M)TYPE



- IC1 : LA1837M
- IC2 : LC72131M
- TR1 : 2SK360
- TR2 : 2SC2714
- TR3 : 2SC2413
- TR5 : 2SC4081
- TR6 : DTC144TK
- TR7 : DTA114EU
- TR8,14 : DTC143YUA
- TR9 : DTA114TUA
- TR10,12 : DTC123YUA
- TR11 : DTC114TUA
- TR14 : FMG9A
- TR15 : FMG7
- D1 : KV12950NT
- D2-4 : HVU202A
- D5 : MTZ5.1B
- D6 : 1SS355
- D7 : 1SS318
- D8 : DA204K

TUNER PACK
(W02-2685-05) : (T)TYPE

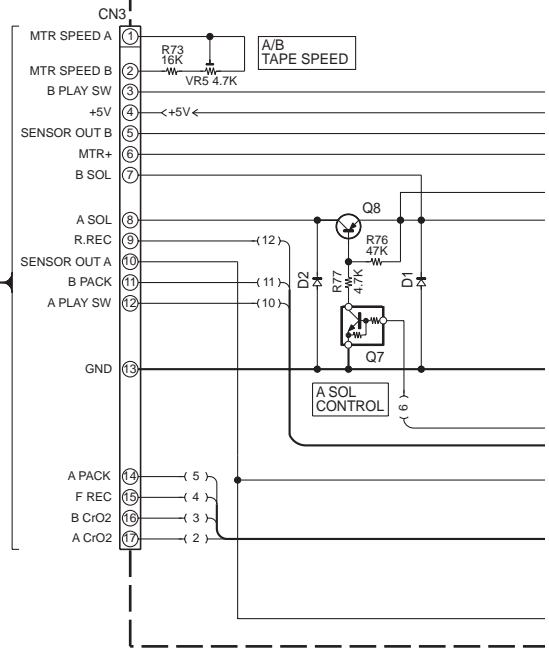
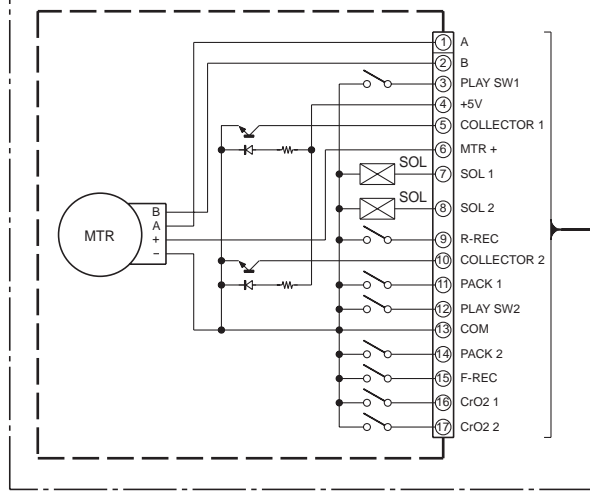
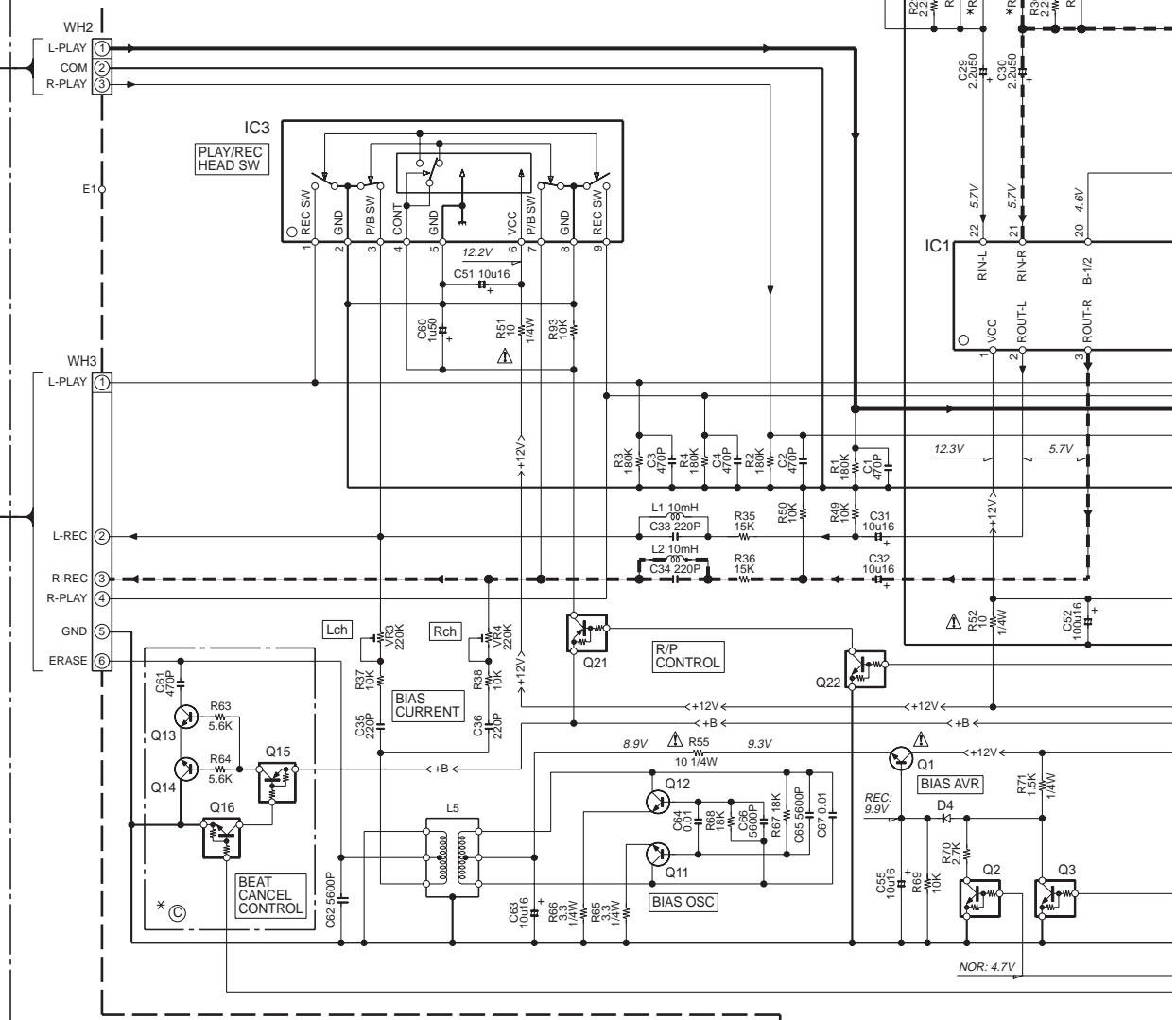
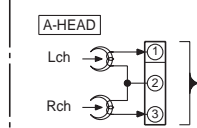


- | | | | |
|-----------|-------------|------|-----------------------|
| IC1 | : LA1837M | D1 | : KV1260TS2 or SVC342 |
| IC2 | : LC72131M | D2-4 | : SVC220 |
| TR1 | : 2SK360 | D5 | : MTZ5.1B |
| TR2 | : 2SC2714 | D6 | : DA204K |
| TR3 | : 2SC2413 | D8 | : 1SS318 |
| TR4,13 | : 2SC4081 | | |
| TR5 | : 2SC2412 | | |
| TR6 | : DTC144TKA | | |
| TR7 | : DTA114EKA | | |
| TR8 | : DTC123YUA | | |
| TR9,10,14 | : DTC143TUA | | |
| TR11 | : DTC114TUA | | |

U
V
W
X
Y

RECORD/PLAYBACK UNIT (X28-298X-XX)

CASSETTE MECHANISM (D40-1618-05)



Q23,24,28,29
A PB VR
ON/OFF CONTROL

Q25-27
B PB VR
ON/OFF CONTROL

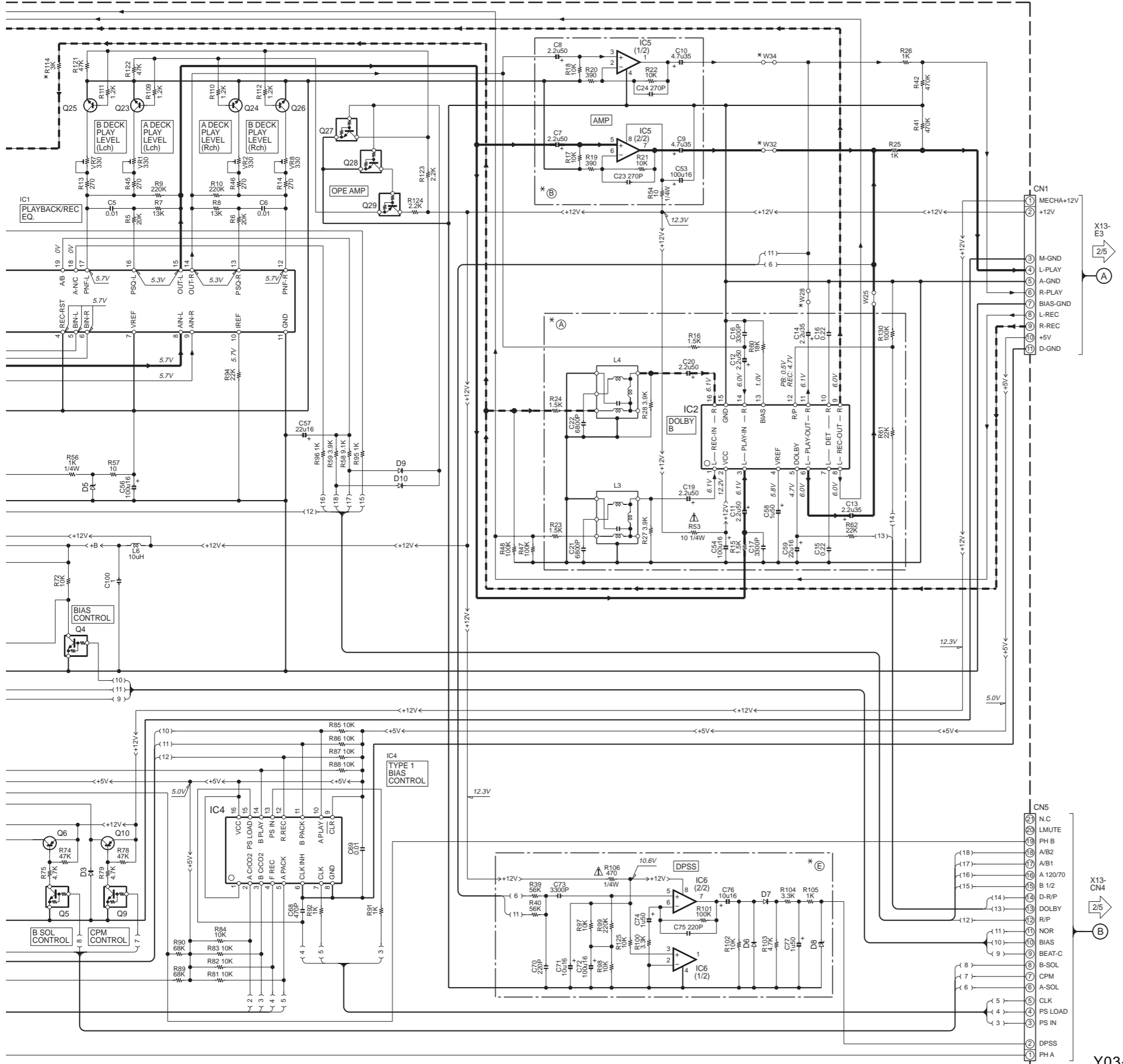
A/B TAPE SPEED

A SOL CONTROL

NOR: 4.7V

1
2
3
4
5
6
7

(X28-298X-XX)



RXD-A601 (X28-2980-11)

DESTINATION	COUNTRY	ABB.	UNIT No.	A	C	E	B	R33, 34	R113, 114	C25, 26	W16-19, 21, 25, 28	W32, 34
U.S.A.	K		0-11	NO	YES	NO	YES	NO	YES	NO	YES	NO
CANADA	P											

RXD-652 (X28-2980-11)

DESTINATION	COUNTRY	ABB.	UNIT No.	A	C	E	B	R33, 34	R113, 114	C25, 26	W16-19, 21, 25, 28	W32, 34
AUSTRALIA	X		0-11	NO	YES	NO	YES	NO	YES	NO	YES	NO
EUROPE	E											

RXD-652E (X28-2980-11)

DESTINATION	COUNTRY	ABB.	UNIT No.	A	C	E	B	R33, 34	R113, 114	C25, 26	W16-19, 21, 25, 28	W32, 34
EUROPE	E1		0-11	NO	YES	NO	YES	NO	YES	NO	YES	NO

RXD-652W (X28-2983-82)

DESTINATION	COUNTRY	ABB.	UNIT No.	A	C	E	B	R33, 34	R113, 114	C25, 26	W16-19, 21, 25, 28	W32, 34
RUSSIA	Q		3-82	NO	YES	NO	YES	NO	YES	NO	NO	YES

RXD-A81/A701 (X28-2980-10)

DESTINATION	COUNTRY	ABB.	UNIT No.	A	C	E	B	R33, 34	R113, 114	C25, 26	W16-19, 21, 25, 28	W32, 34
U.S.A.	K		0-10	YES	NO	YES	NO	YES	NO	YES	YES	NO
CANADA	P											

RXD-752/852 (X28-2980-10)

DESTINATION	COUNTRY	ABB.	UNIT No.	A	C	E	B	R33, 34	R113, 114	C25, 26	W16-19, 21, 25, 28	W32, 34
PX	Y											
AUSTRALIA	X		0-10	YES	NO	YES	NO	YES	NO	YES	YES	NO
U.K.	T											
EUROPE	E											

RXD-772S (X28-2980-10)

DESTINATION	COUNTRY	ABB.	UNIT No.	A	C	E	B	R33, 34	R113, 114	C25, 26	W16-19, 21, 25, 28	W32, 34
GENERAL MARKET	M1		0-10	YES	NO	YES	NO	YES	NO	YES	YES	NO

RXD-702E/752E/852E (X28-2980-10)

DESTINATION	COUNTRY	ABB.	UNIT No.	A	C	E	B	R33, 34	R113, 114	C25, 26	W16-19, 21, 25, 28	W32, 34
EUROPE	E1		0-10	YES	NO	YES	NO	YES	NO	YES	YES	NO

RXD-702W/752W/852W (X28-2983-81)

DESTINATION	COUNTRY	ABB.	UNIT No.	A	C	E	B	R33, 34	R113, 114	C25, 26	W16-19, 21, 25, 28	W32, 34
RUSSIA	Q		3-81	YES	NO	YES	NO	YES	NO	YES	NO	YES

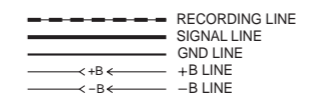
RXD-702E (X28-2980-10)

DESTINATION	COUNTRY	ABB.	UNIT No.	A	C	E	B	R33, 34	R113, 114	C25, 26	W16-19, 21, 25, 28	W32, 34
EUROPE	E1		0-10	YES	NO	YES	NO	YES	NO	YES	YES	NO

- IC1 : HA12219NT
- IC2 : HA12136A
- IC3 : BA3126N
- IC4 : HD74HC166P or TC74HC166AP
- IC5,6 : NUM4565L

- Q1 : KTC3205 or 2SC3940A(R,S)
- Q2-5,7,9,16, 22,27,28 : KRC103M or DTC124ESA
- Q6,8,10 : 2SA1286-T11
- Q11,12,23-26 : KTC3199(Y,GR) or 2SC2785(F,E)
- Q13,14 : 2SC1845(F,E)
- Q15,21,29 : KRA103M or DTA124ESA

- D1-4,6,7,9,10 : 1SS133 or HSS104A
- D5 : HZS5.6N(B2) or MTZJ5.6(B)
- D8 : HZS5.1N(B2) or MTZJ5.1(B)



- RXD-A601 (1/5)
- RXD-652/E/W (1/5)
- RXD-A81 (1/5)
- RXD-752/E/W (1/5)
- RXD-702/E/W (1/5)
- RXD-772S (1/5)
- RXD-A701 (1/5)
- RXD-852/E/W (1/5)

CAUTION: For continued safety, replace safety critical components only with manufacturer's recommended parts (refer to parts list). Δ indicates safety critical components. For continued protection against risk of fire, replace only with same type and rating fuse(s). To reduce the risk of electric shock, leakage-current or resistance measurements shall be carried out (exposed parts are acceptably insulated from the supply circuit) before the appliance is returned to the customer.

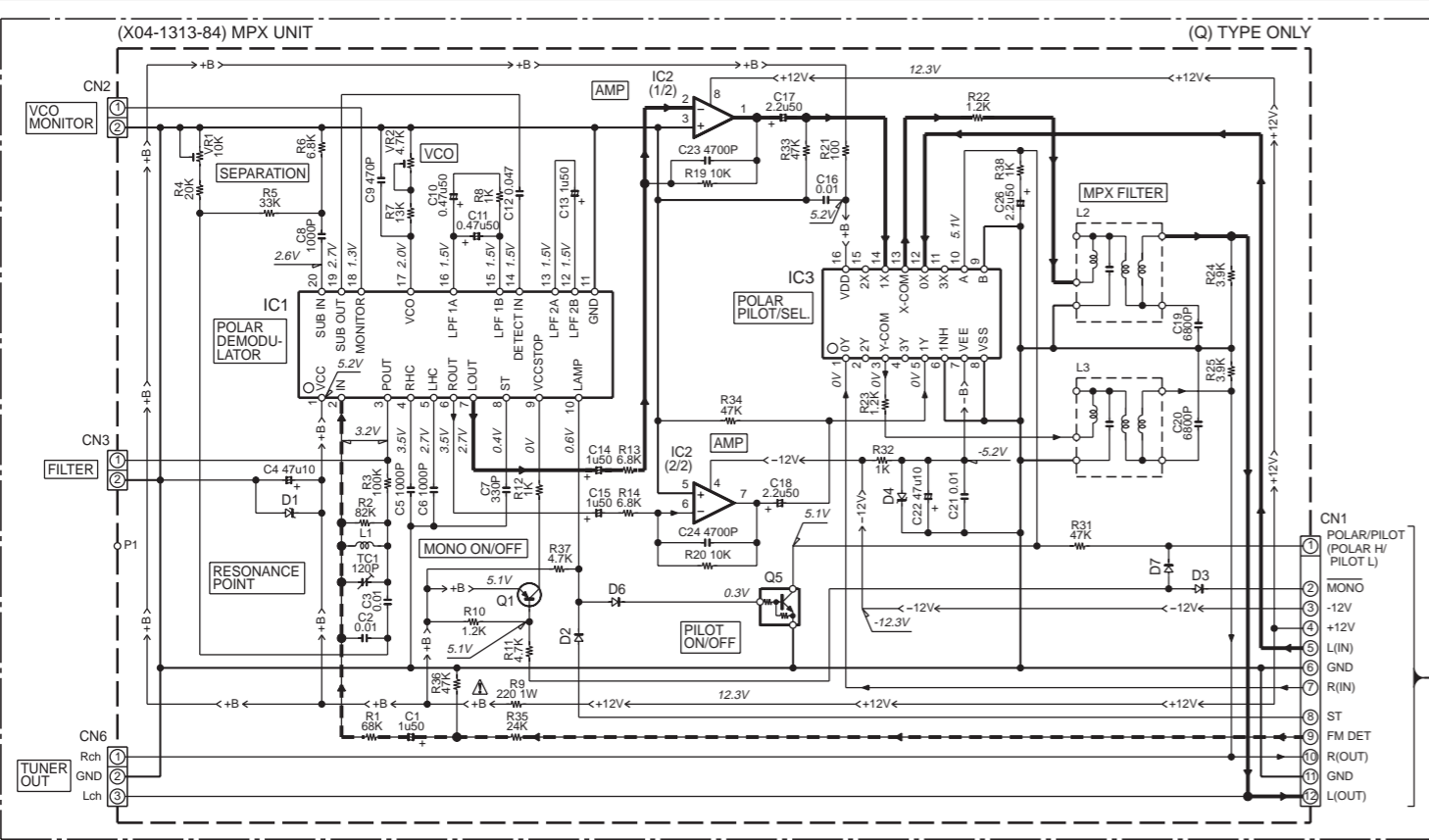
The DC voltage is an actual reading measured with a high impedance type voltmeter with a cassette loaded at playback mode. The measurement value may vary depending on the measuring instruments used or on the product. Bias circuit DC voltage is measured while in the record mode.

DOLBY and the double-D symbol are trademarks of Dolby Laboratories Licensing Corporation. Noise reduction circuit made under license from Dolby Laboratories Licensing Corporation.

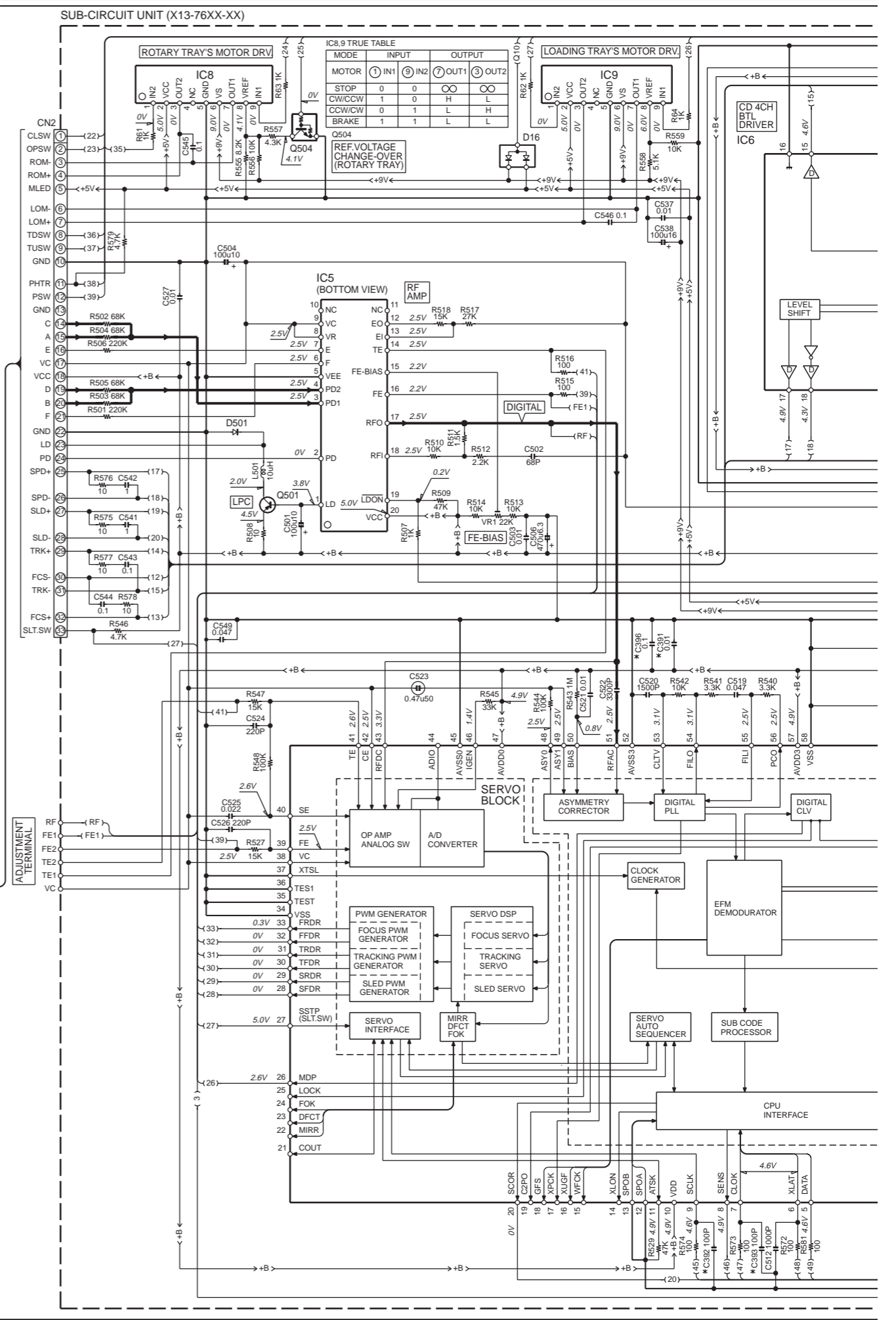
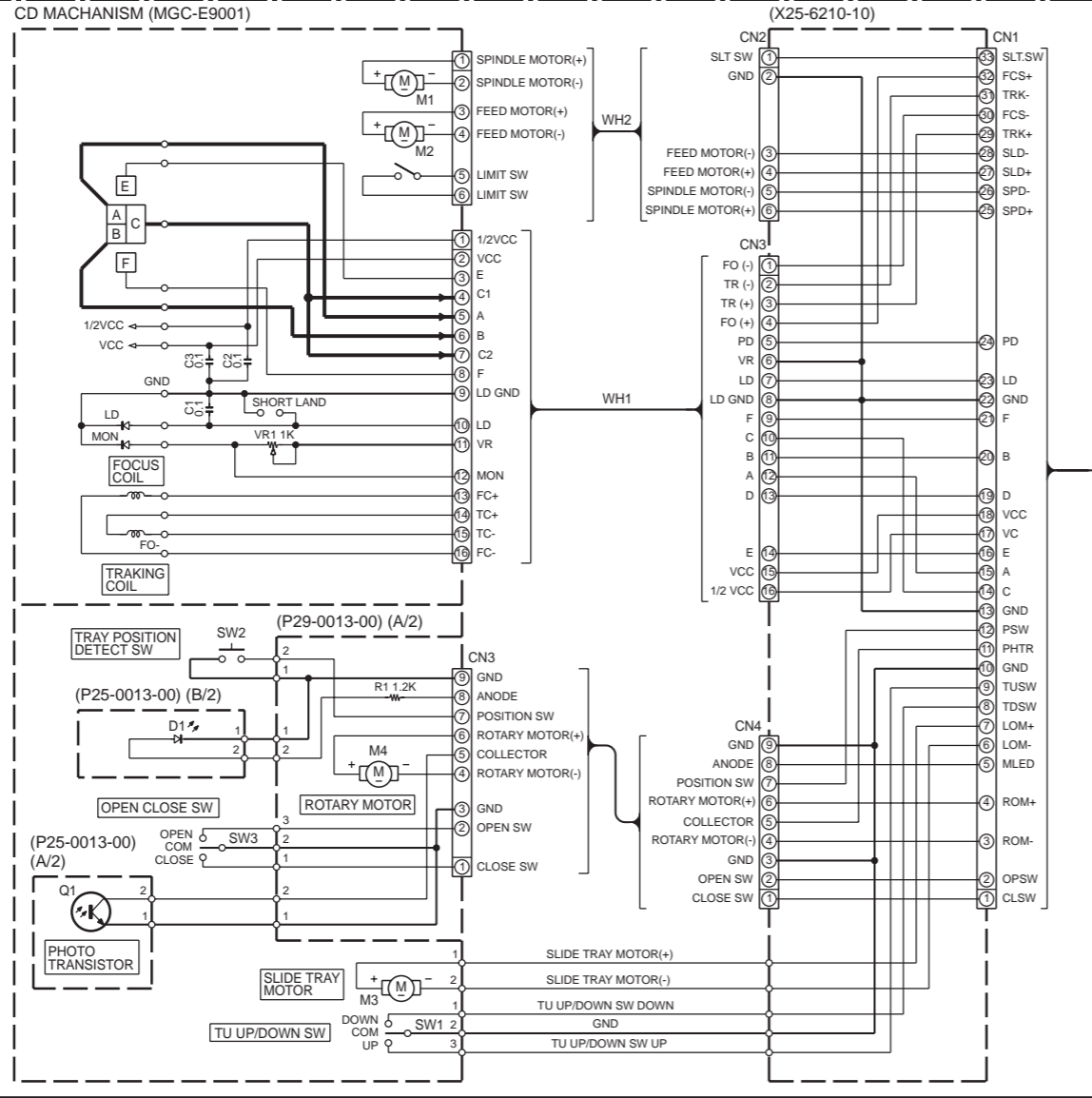
RXD-652/702/752/772S/852/A81/A601/A701

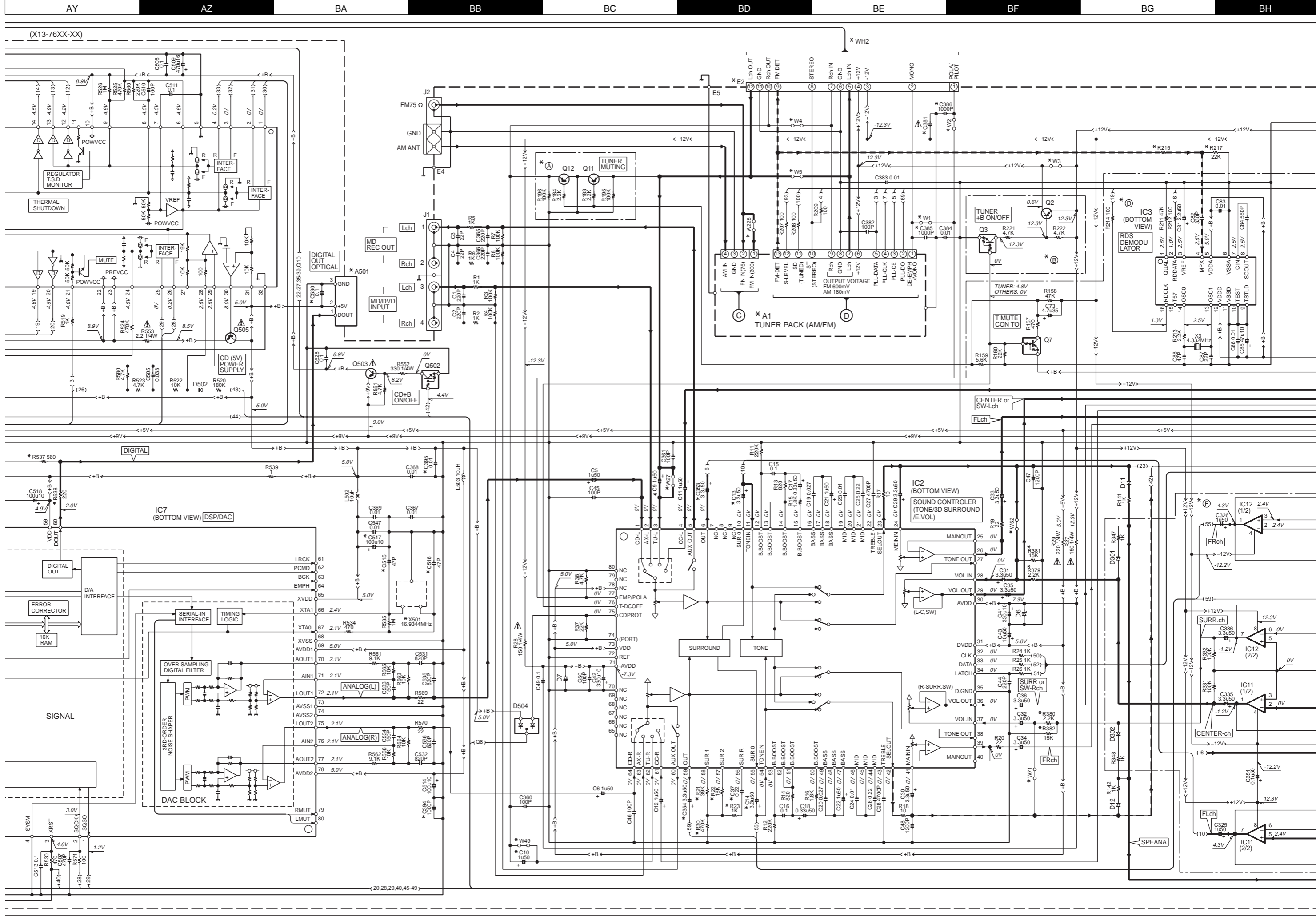
Y03-3110-10

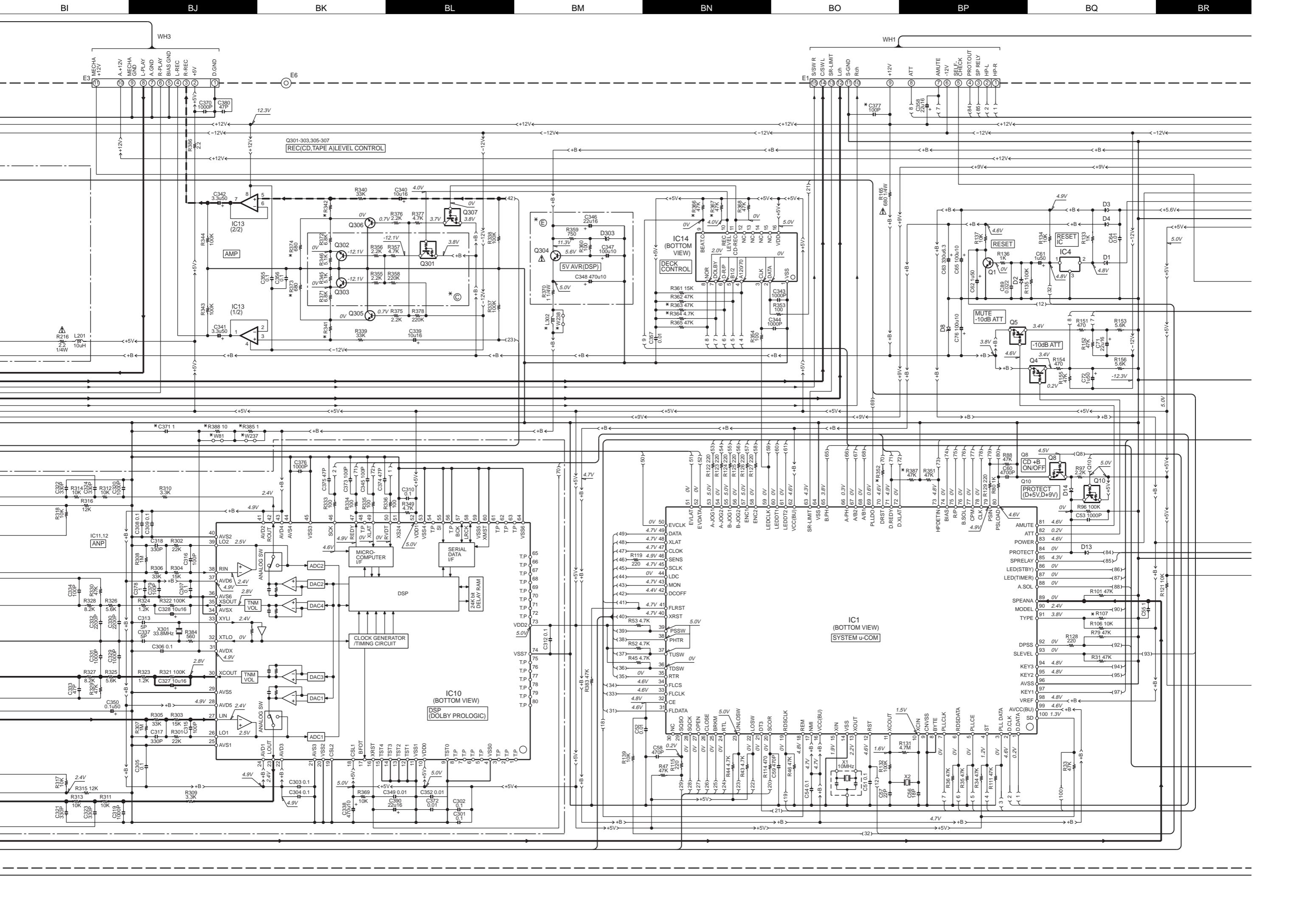
KENWOOD



- IC1 : IR3R42
- IC2 : NJM4565D
- IC3 : TC4052BP
- Q1 : 2SA933AS(Q,R) or 2SA1175(F,E)
- Q5 : DTC144ESA or UN4213 or KRC104M
- D1,4 : MTZJ5.1(B) or HZS5.1N(B2) or TC4052BP
- D2 : RB721Q
- D3,6,7 : 1SS133 or HSS104







WH3

E6

WH1

Q301-303,305-307
REC(CD,TAPE A)LEVEL CONTROL

AMP

Q304

5V AVR (DSP)

IC14
(BOTTOM VIEW)
DECK CONTROL

RESET

RESET IC

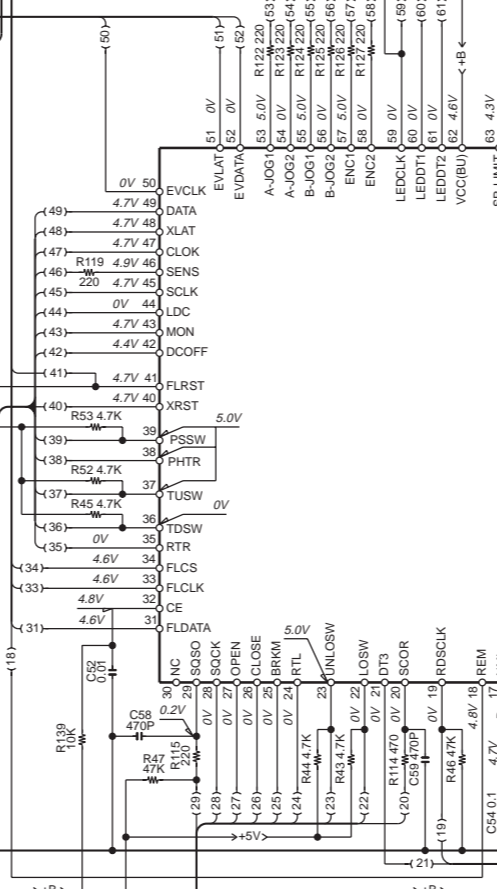
MUTE
-10dB ATT

-10dB ATT

PROTECT
(D+5V,D+9V)

IC10
(BOTTOM VIEW)
DSP
(DOLBY PROLOGIC)

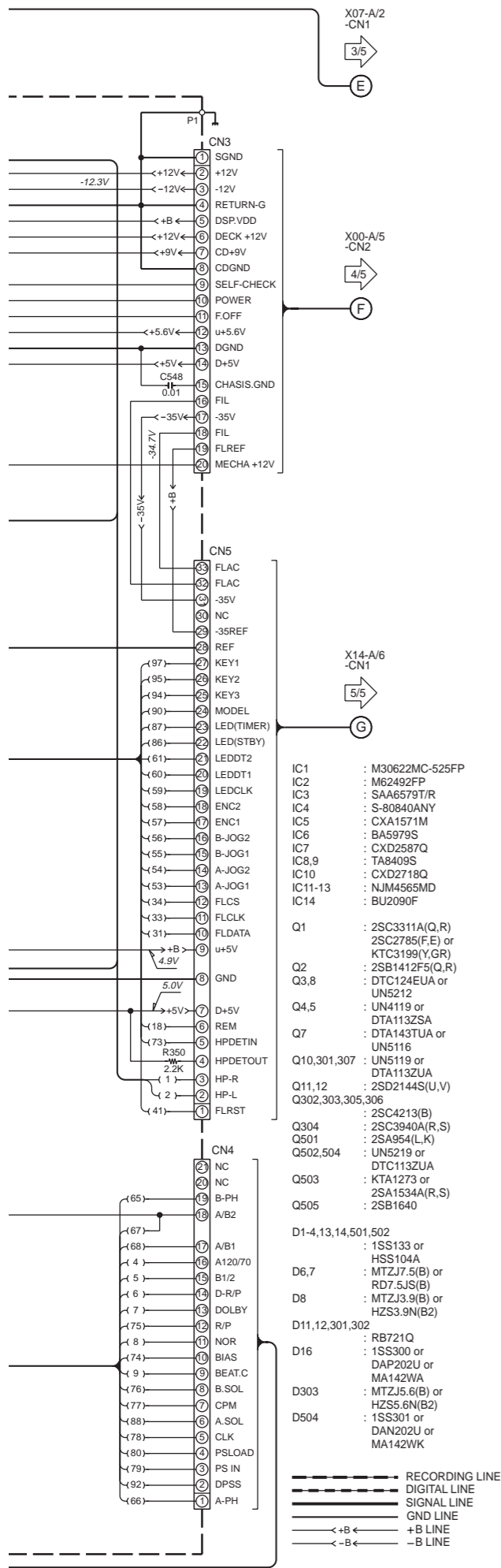
IC1
(BOTTOM VIEW)
SYSTEM u-COM



MODE	CARRIER	MODULATION		ANT INPUT
		FREQUENCY	DEVIATION	
FM	98MHz	1kHz	STEREO 67.5kHz 7.5kHz(Pilot)	60dB
AM	1000(999)kHz	400Hz	MONO 30% MOD	60dB

The DC voltage is an actual reading measured with a high impedance type voltmeter as the AM/FM signal generator is specified to the conditions as shown in the list below. The measurement value may vary depending on the measuring instruments used or on the product. The value shown in () is actual reading measured in the AM made.

CAUTION: For continued safety, replace safety critical components only with manufacturer's recommended parts (refer to parts list). Δ indicates safety critical components. For continued protection against risk of fire, replace only with same type and rating fuse(s). To reduce the risk of electric shock, leakage-current or resistance measurements shall be carried out (exposed parts are acceptably insulated from the supply circuit) before the appliance is returned to the customer.



RXD-A601 (X13-7630-11)

DESTINATION	UNIT No.	A	D	B	C	E	F	R21-23,30,215,217,363,364,366,373,374,385,387,388	R107	R341,342	R352	R367,379-382,517,537,538	C9,10,13,14,37,371,381,385,386,391-396,515,516,530	C353,354,530	W1,4,5,27,49,81,237	W2,3,52,71,225,238	A1	A501	X501	E2	WH2	L302	
COUNTRY	ABB.																						
U.S.A.	K							NO		91K	15K	1K	YES		NO	NO	NO	NO	NO	NO	NO	NO	YES
CANADA	P	0-11	NO	YES										YES	YES		W02-2673-05	NO	L78-0299-05	NO	NO	NO	YES

RXD-652 (X13-763X-XX)

DESTINATION	UNIT No.	A	D	B	C	E	F	R21-23,30,217,363,364,366,373,374,385,387,388	R107	R215	R341,342	R352	R367,379-382,537,538	C9,10,391-396	C13,14,37,371,385,386	C353,354,375,377,390,515,516,530	C381	C517	W1,27,49	W2,3,52,71	W4,5,81,237,238	W225	A1	A501	X501	E2	WH2	L302	
COUNTRY	ABB.																												
GENERAL MARKET	M	0-22	NO	YES				NO		39K	NO	NO	NO	NO	NO	YES		NO	YES	YES	NO	NO	NO	NO	NO	NO	NO	NO	NO
AUSTRALIA	X																												
EUROPE	E	2-72	YES	NO					8.2K	100	15K	1K	YES	YES			100P	NO	NO	NO	NO	NO	NO	NO	NO	NO	NO	NO	NO

RXD-652E (X13-7632-72)

DESTINATION	UNIT No.	A	D	B	C	E	F	R21-23,30,217,363,364,366,373,374,385,387,388	R107	R215	R341,342	R352	R367,379-382,537,538	C9,10,353,354,391-396,515,516,530	C13,14,37,371,385,386	C381	W1-3,27,49,52,71	W4,5,81,225,238	A1	A501	X501	E2	WH2	L302					
COUNTRY	ABB.																												
EUROPE	E1	2-72	YES	NO				NO	8.2K	100	15K	1K	YES	YES		100P	NO	NO	NO	NO	NO	NO	NO	NO	NO	NO	NO	NO	NO

RXD-652W (X13-7633-82)

DESTINATION	UNIT No.	A	D	B	C	E	F	R21-23,30,363,364,373,374,387,537,538	R107	R215	R217,366,367,379-382,385,388,537,538	R341,342	R352	C9,10,353,354,371,385,386,391-396,515,516,530	C13,14,37,371,385,386	C381	W1,4,5,27,49,52,71,81,237	W2,3,225,238	A1	A501	X501	E2	WH2	L302					
COUNTRY	ABB.																												
RUSSIA	Q	3-82	YES	NO				NO	4.7K	22K		YES	15K	1K		NO	1000P	NO	NO	NO	NO	NO	NO	NO	NO	NO	NO	NO	NO

RXD-A701 (X13-7630-10)

DESTINATION	UNIT No.	A	D	B	C	E	F	R21-23,30,215,217,366,367,385,387,388,537,538	R107	R341,342	R352	R363,364,373,374,379-382,537,538	C9,10,13,14,37,371,381,385,386,391-396,515,516,530	C353,354,379-382,517	W1,4,5,27,49,81,237	W2,3,52,71,225,238	A1	A501	X501	E2	WH2	L302							
COUNTRY	ABB.																												
U.S.A.	K							NO		91K	1.3K	1K	YES		NO	NO	NO	NO	NO	NO	NO	NO	NO	NO	NO	NO	NO	NO	YES
CANADA	P	0-10	NO	YES										YES	YES		NO	W02-2673-05	NO	L78-0299-05	NO	NO	NO	NO	NO	NO	NO	NO	YES

RXD-852 (X13-763X-XX)

DESTINATION	UNIT No.	A	D	B	C	E	F	R21-23,30,217,366,367,385,387,388	R107	R215	R341,342	R352	R363,364,373,374,379-382,537,538	C9,10,391-396	C13,14,37,371,385,386	C353,354,515,516,530	C381	C517	W1,27,49	W2,3,52,71	W4,5,81,237,238	W225	A1	A501	X501	E2	WH2	L302	
COUNTRY	ABB.																												
GENERAL MARKET	M	0-21	NO	YES				NO		39K	NO	NO	NO	NO	NO	YES		NO	YES	YES	NO	NO	NO	NO	NO	NO	NO	NO	NO
AUSTRALIA	X										1.3K	1K	YES																
U.K.	T	0-51								13K																			
EUROPE	E	2-71	YES	NO					8.2K	100				YES			100P	NO	NO	NO	NO	NO	NO	NO	NO	NO	NO	NO	NO

RXD-852E (X13-7632-71)

DESTINATION	UNIT No.	A	D	B	C	E	F	R21-23,30,217,366,367,385,387,388	R107	R215	R341,342	R352	R363,364,373,374,379-382,537,538	C9,10,353,354,391-396,515,516,530	C13,14,37,371,385,386	C381	W1-3,27,49,52,71	W4,5,81,225,238	A1	A501	X501	E2	WH2	L302					
COUNTRY	ABB.																												
EUROPE	E1	2-71	YES	NO				NO	8.2K	100	1.3K	1K	YES	YES		100P	NO	NO	NO	NO	NO	NO	NO	NO	NO	NO	NO	NO	NO

RXD-852W (X13-7633-81)

DESTINATION	UNIT No.	A	D	B	C	E	F	R21-23,30,367,387	R107	R215	R217,363,364,366,373,374,379-382,385,388,537,538	R341,342	R352	C9,10,353,354,371,385,386,391-396,515,516,530	C13,14,37,371,385,386	C381	W1,4,5,27,49,52,71,81,237	W2,3,225,238	A1	A501	X501	E2	WH2	L302					
COUNTRY	ABB.																												
RUSSIA	Q	3-81	YES	NO				NO	4.7K	22K		YES	1.3K	1K		NO	1000P	NO	NO	NO	NO	NO	NO	NO	NO	NO	NO	NO	NO

RXD-A81 (X13-7640-10)

DESTINATION	UNIT No.	A	D	B	C	E	F	R21-23,30,363,364,373,374,387,537,538	R107	R215	R217,366,367,379-382,385,388	R341,342	R352	C9,10,353,354,371,381,385,386,391-396,515,516,530	C13,14,37,371,385,386	C381	W1,4,5,27,49,52,71,81,237	W2,3,225,238	A1	A501	X501	E2	WH2	L302					
COUNTRY	ABB.																												
U.S.A.	K							YES		91K				NO	NO	NO	NO	NO	NO	NO	NO	NO	NO	NO	NO	NO	NO	NO	NO
CANADA	P	0-10	NO	YES										NO	NO	NO	NO	NO	NO	NO	NO	NO	NO	NO	NO	NO	NO	NO	NO

RXD-752 (X13-764X-XX)

DESTINATION	UNIT No.	A	D	B	C	E	F	R21-23,30,363,364,373,374,387,537,538	R107	R215	R217,366,367,379-382,385,388	R341,342	R352	C9,10,391-396	C13,14,37,371,385,386	C353,354,371,385,386	C381	C517	W1,27,49	W2,3,3,238	W4,5,52,71,81,237	W225	A1	A501	X501	E2	WH2	L302	
COUNTRY	ABB.																												
GENERAL MARKET	M	0-21	NO	YES				YES		39K	NO	NO	NO	NO	NO	NO	NO	NO	YES	YES	NO	NO	NO	NO	NO	NO	NO	NO	NO
AUSTRALIA	X											1.3K	100																
U.K.	T	0-51								13K																			
EUROPE	E	2-71	YES	NO					8.2K	100				YES			100P	NO	NO	NO	NO	NO	NO	NO	NO	NO	NO	NO	NO

RXD-752E (X13-7642-71)

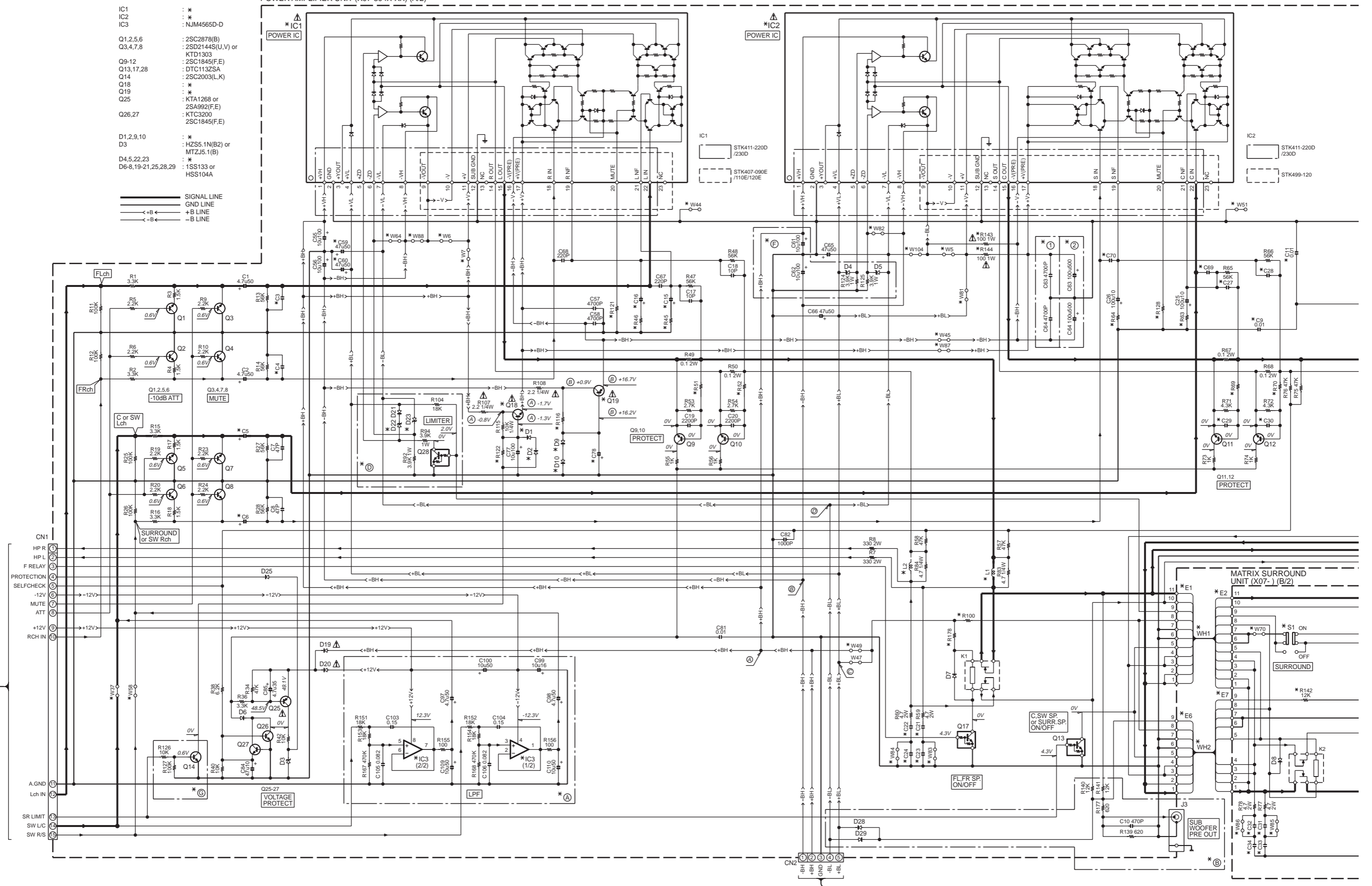
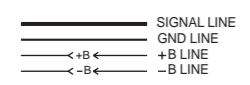
DESTINATION	UNIT No.	A	D	B	C	E	F	R21-23,30,363,364,373,374,387,537,538	R107	R215	R217,366,367,379-382,385,388	R341,342	R352	C9,10,13,14,37,391-396,515,516,530	C353,354,371,385,386,517	C381	W1-3,27,49,238	W4,5,52,71,81,225,237	A1	A501	X501	E2	WH2	L302					
COUNTRY	ABB.																												
EUROPE	E1	2-71	YES	NO				YES	8.2K	100	NO	1.3K	NO	YES	NO	100P	NO	NO	NO	NO	NO	NO	NO	NO	NO	NO	NO	NO	NO

RXD-752W (X13-7643-81)

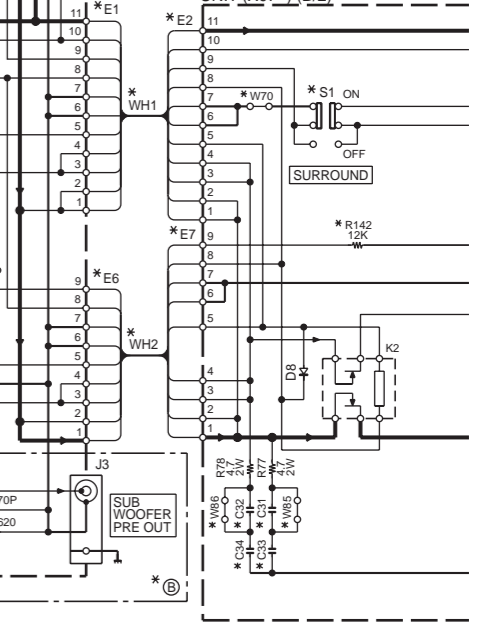
DESTINATION	UNIT No.	A	D	B	C	E	F	R21-23,30,217,363,364,366,373,374,387,537,538	R107	R215	R217,366,367,379-382,385,388	R341,342	R352	C9,10,13,14,37,391-396,515,516,530	C353,354,371,385,386,517	C381	W1,4,5,27,49,238	W2,3,52,71,81,225,237	A1	A501	X501	E2	WH2	L302					
COUNTRY	ABB.																												
RUSSIA	Q	3-81	YES	NO				YES	4.7K	22K	1.3K	NO	NO	YES	NO	1000P	NO	NO</											

POWER AMPLIFIER UNIT (X07-304X-XX) (A/2)

- IC1 : *
- IC2 : *
- IC3 : NJM4565D-D
- Q1,2,5,6 : 2SC2878(B)
- Q3,4,7,8 : 2SD2144S(U,V) or KTD1303
- Q9-12 : 2SC1845(F,E)
- Q13,17,28 : DTC113ZSA
- Q14 : 2SC2003(L,K)
- Q18 : *
- Q19 : *
- Q25 : KTA1268 or 2SA992(F,E)
- Q26,27 : KTC3200 2SC1845(F,E)
- D1,2,9,10 : *
- D3 : HZS5.1N(B2) or MTZJ5.1(B)
- D4,5,22,23 : *
- D6-8,19-21,25,28,29 : 1SS133 or HSS104A



MATRIX SURROUND UNIT (X07-) (B/2)



X13-E1
2/5
E

6

7

RXD-A601 (X00-2940-11)

DESTINATION	ABB.	UNIT No.	(A)	T1	S1,2	CN5,6,11,12	CN9,10	W17,21	W39,43	C1	C2	C3,4	C20,22	C33	C34,35	R1	R21,26,38	R25	Q3	Q7	D1,3	D8	F1,2	F4	F5	
COUNTRY	U.S.A.	K	0-11	NO	L07-2654-05	NO	NO	YES	YES	NO	3300u35	1000u25	4700u56	NO	YES	2200u35	1.0 1/4W	YES	NO	KTA1273 or 2SA1534A(R,S)	NO	D4SBL20UF03 or TS4B03G	NO	NO	3.15A 125V	NO

RXD-652 (X00-294X-XX)

DESTINATION	ABB.	UNIT No.	(A)	T1	S1,2	CN5,6	CN9-12	W17,21	W39,43	C1	C2	C3,4	C20	C22	C33	C34,35	R1	R21,25,38	R26	Q3	Q7	D1,3	D8	F1	F2	F4,5	
COUNTRY	M	0-22	YES	L07-2657-05	YES	YES	NO	NO	NO	3300u35	1000u35	3900u56	NO	YES	NO	NO	2200u35	1.5 1/4W	YES	NO	2SB1370(E,F) or 2SB1375	YES	D4SBL20UF03 or TS4B03G	YES	T2AL 250V	T2AL 250V	T3.15AL 250V

RXD-652E (X00-2942-72)

DESTINATION	ABB.	UNIT No.	(A)	T1	S1,2	CN5,6	CN9-12	W17,21	W39,43	C1	C2	C3,4	C20	C22,33	C34,35	R1	R21,25,38	R26	Q3	Q7	D1,3	D8	F1	F2	F4,5	
COUNTRY	E1	2-72	NO	L07-2661-05	NO	NO	YES	YES	NO	3300u35	1000u35	3900u56	YES	NO	2200u35	1.5 1/4W	YES	NO	NO	KTA1273 or 2SA1534A(R,S)	NO	D4SBL20UF03 or TS4B03G	NO	T2AL 250V	NO	T3.15AL 250V

RXD-652W (X00-2942-72)

DESTINATION	ABB.	UNIT No.	(A)	T1	S1,2	CN5,6	CN9-12	W17,21	W39,43	C1	C2	C3,4	C20	C22,33	C34,35	R1	R21,25,38	R26	Q3	Q7	D1,3	D8	F1	F2	F4,5	
COUNTRY	Q	2-72	NO	L07-2661-05	NO	NO	YES	YES	NO	3300u35	1000u35	3900u56	YES	NO	2200u35	1.5 1/4W	YES	NO	NO	KTA1273 or 2SA1534A(R,S)	NO	D4SBL20UF03 or TS4B03G	NO	T2AL 250V	NO	T3.15AL 250V

CAUTION: For continued safety, replace safety critical components only with manufacturer's recommended parts (refer to parts list). Δ indicates safety critical components. For continued protection against risk of fire, replace only with same type and rating fuse(s). To reduce the risk of electric shock, leakage-current or resistance measurements shall be carried out (exposed parts are acceptably insulated from the supply circuit) before the appliance is returned to the customer.

The DC voltage is an actual reading measured with a high impedance type voltmeter with no signal input. The measurement value may vary depending on the measuring instruments used or on the product.

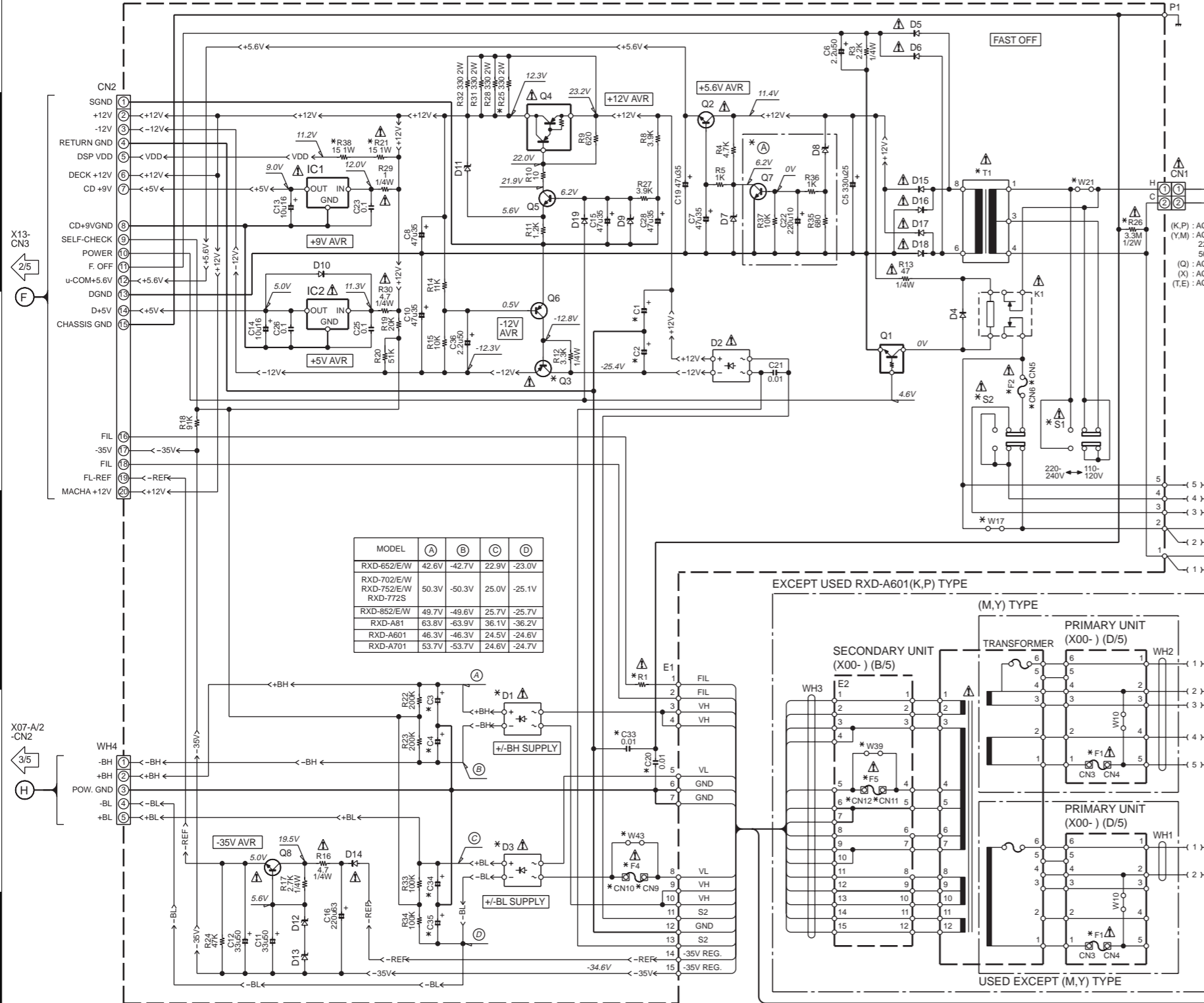
2SA1286-T11 2SC2878 2SC2525 2SA1175 2SC2785 DTA113ZSA DTC144ESA
 2SA1534A 2SC3940A 2SC2878 2SA1175 2SC2785 DTA124ESA KRC104M
 2SA954 2SA992 2SC1845 2SC2003 DTA143TSA DTC124ESA DTC143TSA

UN5116 UN5119 UN5219 2SB1370 UN4212 UN4213 UN4216 2SC3311A 2SA1285A 2SC3245A 2SB1412F5

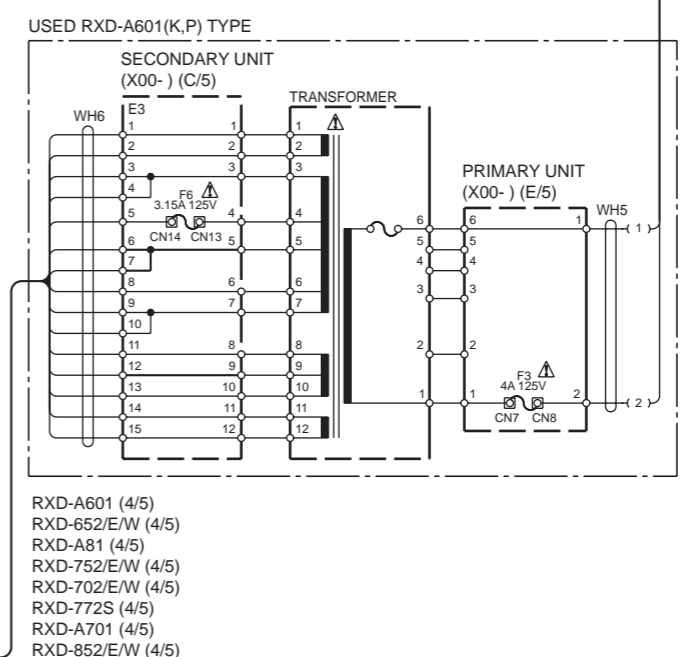
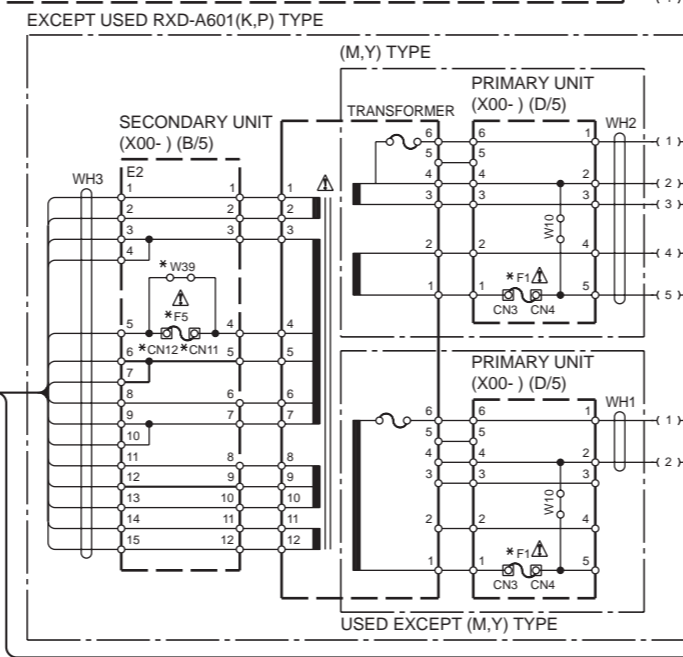
2SB1375 2SD2012 DTA143TUA DTC124EUA NJM4565D NJM4565D-D BU2090 HD74HC166P

HA12136A TC4052BP TC74HC166AP TA8409S BA3126N HA12219NT

POWER SUPPLY UNIT (X00-294X-XX) (A/5)



MODEL	(A)	(B)	(C)	(D)
RXD-652/E/W	42.6V	-42.7V	22.9V	-23.0V
RXD-702/E/W	50.3V	-50.3V	25.0V	-25.1V
RXD-752/E/W	49.7V	-49.6V	25.7V	-25.7V
RXD-772S	63.8V	-63.9V	36.1V	-36.2V
RXD-A81	46.3V	-46.3V	24.5V	-24.6V
RXD-A601	53.7V	-53.7V	24.6V	-24.7V



- IC1 : TA7805SB
- IC2 : TA7805SB
- Q1 : UN4216 or DTC143TSA
- Q2 : 2SC2003(L,K)
- Q3 : *
- Q4 : 2SB1624 * 2
- Q5,7 : KTC3199(Y,GR) or 2SC2785(F,E) or 2SC3311A(Q,R)
- Q6 : KTA1268 or 2SA992(F,E)
- Q8 : KTC3205 or 2SC3940A(R,S)
- D1,3 : *
- D2 : D2SBA20F03
- D4-6,10,15-19 : 1SS133 or HSS104A
- D7 : HZS6C2L
- D8 : MTZJ16(B) or HZS16N(B2)
- D9 : MTZJ6.2(B) or HZS6.2N(B2)
- D11 : MTZJ6.8(B) or HZS6.8N(B2)
- D12,13 : MTZJ20(B) or HZS20N(B2)
- D14 : 1T2

- RXD-A601 (4/5)
- RXD-652/E/W (4/5)
- RXD-A81 (4/5)
- RXD-752/E/W (4/5)
- RXD-702/E/W (4/5)
- RXD-772S (4/5)
- RXD-A701 (4/5)
- RXD-852/E/W (4/5)

1
2
3
4
5
6
7

RXD-A81 (X00-2940-12)

DESTINATION		UNIT No.	A	T1	S1, 2	CN5, 6, 9-12	W17, 19, 39, 43	C1	C2	C3, 4	C20, 22	C33	C34, 35	R1	R21, 25, 38	R26	Q3	Q7	D1, 3	D8	F1	F2, 4, 5
COUNTRY	ABB.																					
U.S.A	K	0-12	NO	L07-2654-05	NO	NO	YES	3300u25	1000u25	4700u75	NO	YES	3300u42	1.0 1/4W	NO	YES	KTA1273 or 2SA1534A(R,S)	NO	D4SBL20UF03	NO	8A 125V	NO
CANADA	P																					

RXD-752 (X00-294X-XX)

DESTINATION		UNIT No.	A	T1	S1, 2	CN5, 6	CN9-12	W17, 21	W39, 43	C1	C2	C3, 4	C20	C22	C33	C34, 35	R1	R21, 26, 38	R25	Q3	Q7	D1, 3	D8	F1, 4, 5	F2
COUNTRY	ABB.																								
PX	Y	0-23	YES	L07-2657-05	YES	YES	NO	NO	NO	3300u35	1000u35	4700u63	NO	YES	NO	NO	3300u35	1.5 1/4W	NO	YES	2SB1370(E,F) or 2SB1375	YES	D4SBL20UF03	YES	T4AL 250V
GENERAL MARKET	M																								
AUSTRALIA	X	2-73	NO	L07-2661-05	NO	NO	YES	YES	NO	3300u35	1000u35	4700u63	YES	NO	NO	NO	3300u35	1.5 1/4W	NO	YES	KTA1273 or 2SA1534A(R,S)	NO	D4SBL20UF03	NO	T4AL 250V
U.K	T																								
EUROPE	E																								

RXD-702E/752E (X00-2942-73)

DESTINATION		UNIT No.	A	T1	S1, 2	CN5, 6	CN9-12	W17, 21	W39, 43	C1, 34, 35	C2	C3, 4	C20	C22, 33	R1	R21, 26, 38	R25	Q3	Q7	D1, 3	D8	F1, 4, 5	F2
COUNTRY	ABB.																						
EUROPE	E1	2-73	NO	L07-2661-05	NO	NO	YES	YES	NO	3300u35	1000u35	4700u63	YES	NO	1.5 1/4W	NO	YES	2SA1534A(R,S) KTA1273 or	NO	D4SBL20UF03	NO	T4AL 250V	NO

RXD-702W/752W (X00-2942-73)

DESTINATION		UNIT No.	A	T1	S1, 2	CN5, 6	CN9-12	W17, 21	W39, 43	C1, 34, 35	C2	C3, 4	C20	C22, 33	R1	R21, 26, 38	R25	Q3	Q7	D1, 3	D8	F1, 4, 5	F2
COUNTRY	ABB.																						
RUSSIA	Q	2-73	NO	L07-2661-05	NO	NO	YES	YES	NO	3300u35	1000u35	4700u63	YES	NO	1.5 1/4W	NO	YES	2SA1534A(R,S) KTA1273 or	NO	D4SBL20UF03	NO	T4AL 250V	NO

RXD-702 (X00-2942-73)

DESTINATION		UNIT No.	A	T1	S1, 2	CN5, 6	CN9-12	W17, 21	W39, 43	C1, 34, 35	C2	C3, 4	C20	C22, 33	R1	R21, 26, 38	R25	Q3	Q7	D1, 3	D8	F1, 4, 5	F2
COUNTRY	ABB.																						
EUROPE	E	2-73	NO	L07-2661-05	NO	NO	YES	YES	NO	3300u35	1000u35	4700u63	YES	NO	1.5 1/4W	NO	YES	2SA1534A(R,S) KTA1273 or	NO	D4SBL20UF03	NO	T4AL 250V	NO

RXD-772S (X00-2940-23)

DESTINATION		UNIT No.	A	T1	S1, 2	CN5, 6	W17, 21, 39, 43	C1, 34, 35	C2	C3, 4	C20, 33	C22	R1	R21, 26, 38	R25	Q3	Q7	D1, 3	D8	F1, 2, 4, 5
COUNTRY	ABB.																			
GENERAL MARKET	M1	0-23	YES	L07-2657-05	YES	YES	NO	3300u35	1000u35	4700u63	NO	YES	1.5 1/4W	NO	YES	2SB1370(E,F) or 2SB1375	YES	D4SBL20UF03	YES	T4AL 250V

RXD-A701 (X00-2940-10)

DESTINATION		UNIT No.	A	T1	S1, 2	CN5, 6	CN9-12	W17, 21	W39, 43	C1	C2	C3, 4	C20, 22	C33	C34, 35	R1	R21, 25, 38	R26	Q3	Q7	D1, 3	D8	F1	F2	F4, 5
COUNTRY	ABB.																								
U.S.A	K	0-10	NO	L07-2654-05	NO	NO	YES	YES	NO	3300u25	1000u25	4700u63	NO	YES	2200u35	1.0 1/4W	YES	KTA1273 or 2SA1534A(R,S)	NO	D4SBL20UF03 or TS4B03G	NO	6.3A 125V	NO	4A 125V	
CANADA	P																								

RXD-852 (X00-294X-XX)

DESTINATION		UNIT No.	A	T1	S1, 2	CN5, 6	CN9-12	W17, 21	W39, 43	C1	C2	C3, 4	C20	C22	C33	C34, 35	R1	R21, 25, 38	R26	Q3	Q7	D1, 3	D8	F1	F2	F4, 5	
COUNTRY	ABB.																										
PX	Y	0-21	YES	L07-2657-05	YES	YES	NO	NO	NO	3300u35	1000u35	3900u63	NO	YES	NO	NO	2200u35	1.5 1/4W	YES	NO	2SB1370(E,F) or 2SB1375	YES	D4SBL20UF03 or TS4B03G	YES	T3.15AL 250V	T4AL 250V	
GENERAL MARKET	M																										
AUSTRALIA	X	2-71	NO	L07-2661-05	NO	NO	YES	YES	NO	3300u35	1000u35	3900u63	YES	NO	NO	NO	2200u35	1.5 1/4W	YES	NO	KTA1273 or 2SA1534A(R,S)	NO	D4SBL20UF03 or TS4B03G	NO	T3.15AL 250V	NO	T4AL 250V
U.K	T																										
EUROPE	E																										

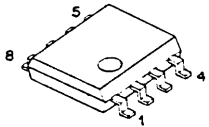
RXD-852E (X00-2942-71)

DESTINATION		UNIT No.	A	T1	S1, 2	CN5, 6	CN9-12	W17, 21	W39, 43	C1	C2	C3, 4	C20	C22, 33	C34, 35	R1	R21, 25, 38	R26	Q3	Q7	D1, 3	D8	F1	F2	F4, 5
COUNTRY	ABB.																								
EUROPE	E1	2-71	NO	L07-2661-05	NO	NO	YES	YES	NO	3300u35	1000u35	3900u63	YES	NO	2200u35	1.5 1/4W	YES	NO	KTA1273 or 2SA1534A(R,S)	NO	D4SBL20UF03 or TS4B03G	NO	T3.15AL 250V	NO	T4AL 250V

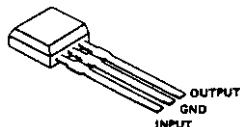
RXD-852W (X00-2942-71)

DESTINATION		UNIT No.	A	T1	S1, 2	CN5, 6	CN9-12	W17, 21	W39, 43	C1	C2	C3, 4	C20	C22, 33	C34, 35	R1	R21, 25, 38	R26	Q3	Q7	D1, 3	D8	F1	F2	F4, 5
COUNTRY	ABB.																								
RUSSIA	Q	2-71	NO	L07-2661-05	NO	NO	YES	YES	NO	3300u35	1000u35	3900u63	YES	NO	2200u35	1.5 1/4W	YES	NO	KTA1273 or 2SA1534A(R,S)	NO	D4SBL20UF03 or TS4B03G	NO	T3.15AL 250V	NO	T4AL 250V

NJM4565MD



TA7805SB



DAN202U



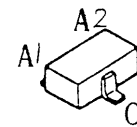
DAP202U



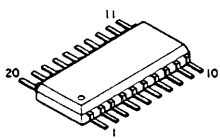
MA142WA
MA142WK
UN5212



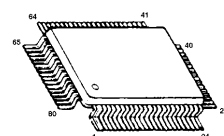
1SS301



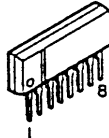
CXA1571M



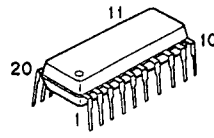
CXD2718Q
M62492FP



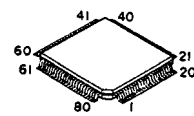
NJM4565L



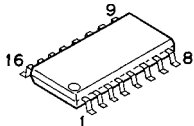
IR3R42



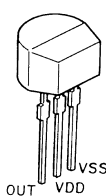
CXD2587Q



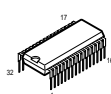
BU2090F



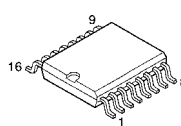
S-80840ANY



BA5979S



SAA6579T/R

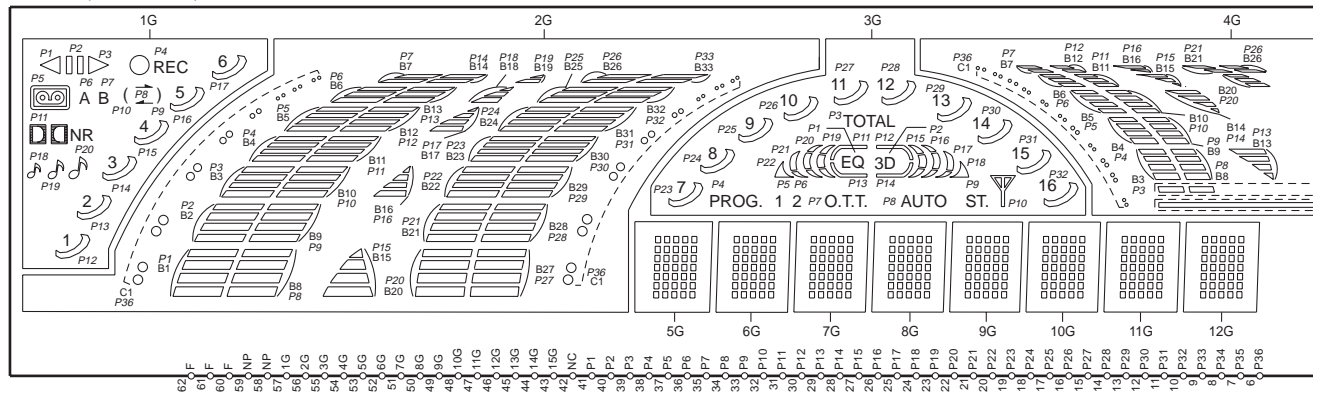


RXD-652/702/752/772S/852/A81/A601/A701

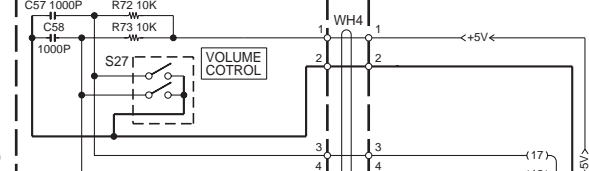
X13-CN5
2/5
G

DISPLAY UNIT : FL (X14-493X-XX) (A/6)

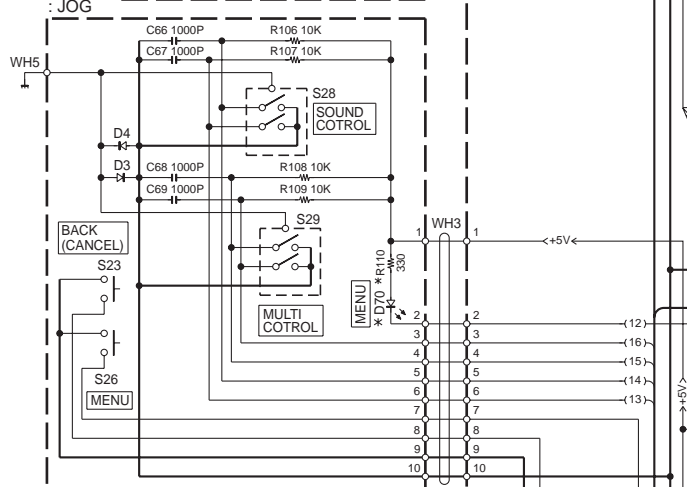
*ED1 BIG (SVA-15MM13)




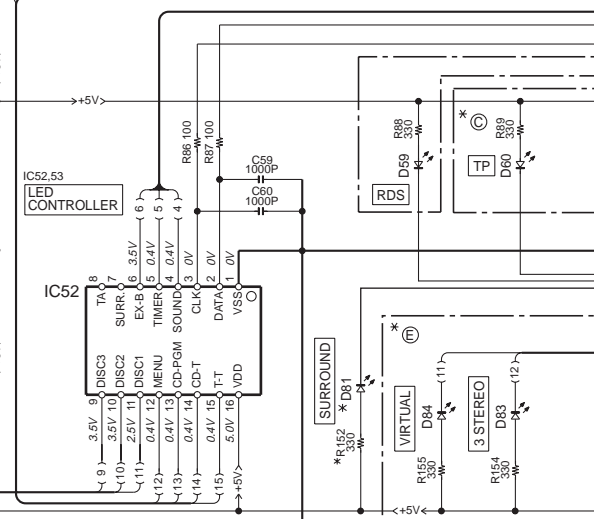
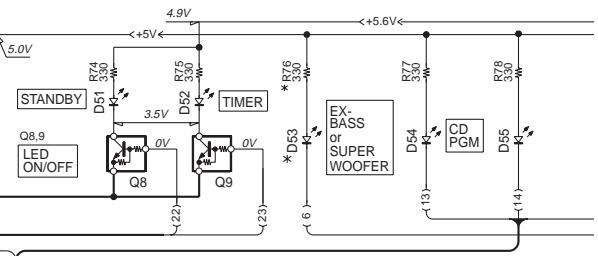
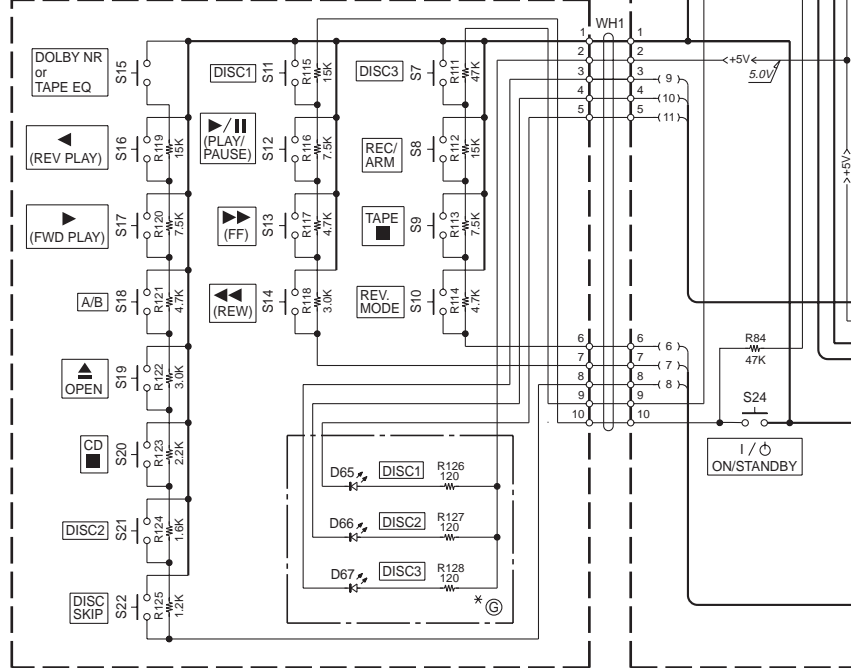
(X14-) (B/6) : VOL



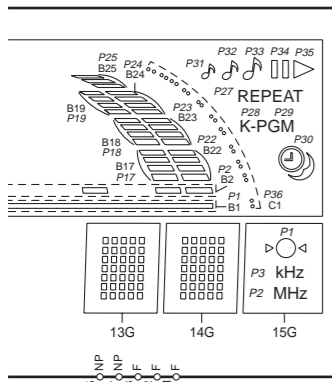
(X14-) (C/6) : JOG



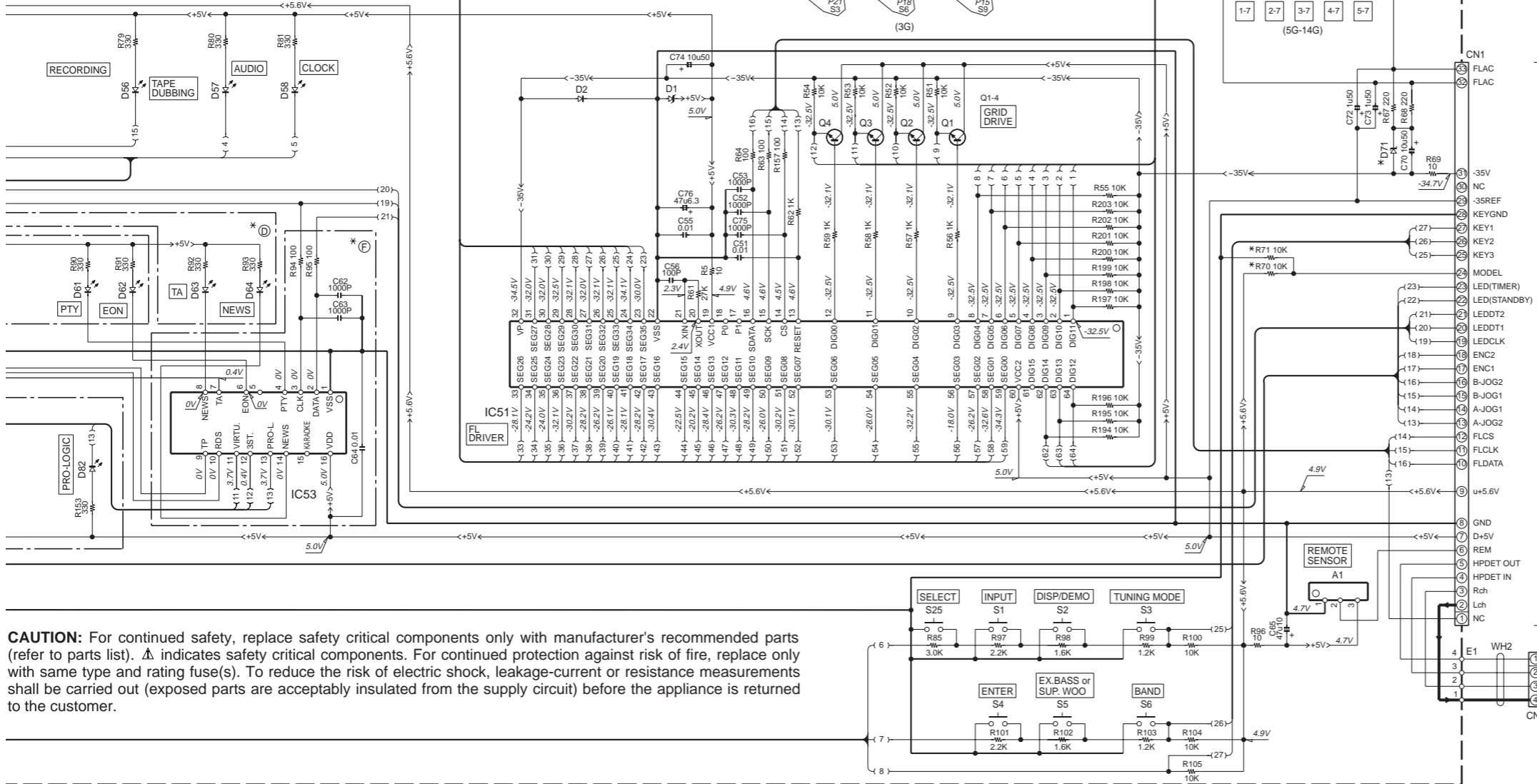
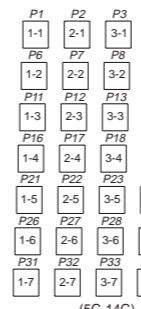
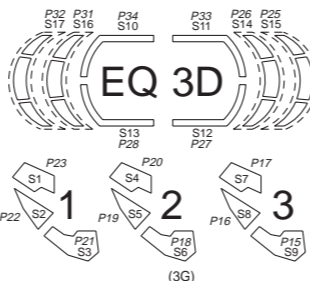
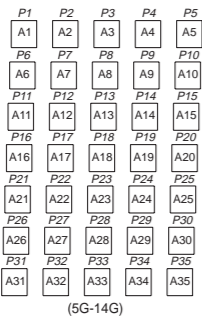
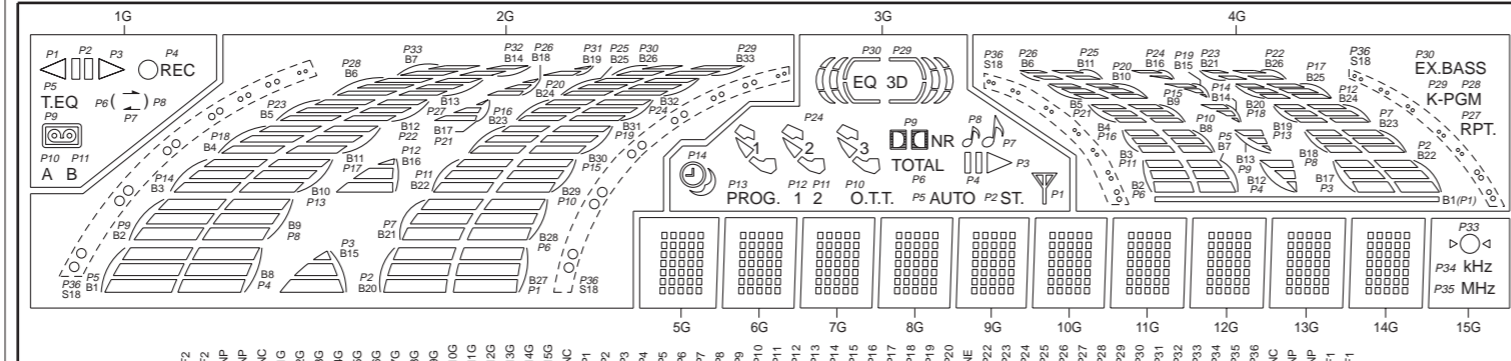
(X14-) (D/6) : CD, DECK



(X14-493X-XX) (A/6)



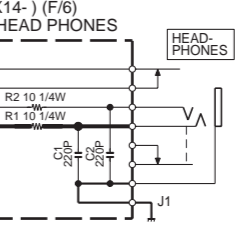
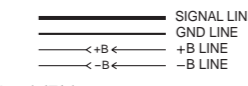
*ED1 SMALL (BJ665GK)



CAUTION: For continued safety, replace safety critical components only with manufacturer's recommended parts (refer to parts list). Δ indicates safety critical components. For continued protection against risk of fire, replace only with same type and rating fuse(s). To reduce the risk of electric shock, leakage-current or resistance measurements shall be carried out (exposed parts are acceptably insulated from the supply circuit) before the appliance is returned to the customer.

RXD-A601 (X14-4930-11)												
DESTINATION	ABB	UNIT No.	Ⓢ	Ⓣ	Ⓤ	Ⓠ	Ⓡ	D53, 70	D71	D81	R70, 76, 110, 152	ED1
U.S.A.	K	0-11	NO	YES	NO	NO	NO	MTZJ5.6(B) or HZS5.6N(B2)	YES	NO	YES	SMALL
CANADA	P											
RXD-652 (X14-493X-XX)												
DESTINATION	ABB	UNIT No.	Ⓢ	Ⓣ	Ⓤ	Ⓠ	Ⓡ	D53, 70	D71	D81	R70, 76, 110, 152	ED1
GENERAL MARKET	M	0-11	NO	NO	NO	NO	NO	MTZJ5.6(B) or HZS5.6N(B2)	YES	NO	YES	SMALL
AUSTRALIA	X											
EUROPE	E	2-72	YES									
RXD-652E (X14-4932-72)												
DESTINATION	ABB	UNIT No.	Ⓢ	Ⓣ	Ⓤ	Ⓠ	Ⓡ	D53, 70	D71	D81	R70, 76, 110, 152	ED1
EUROPE	E1	2-72	YES	NO	NO	NO	NO	MTZJ5.6(B) or HZS5.6N(B2)	YES	NO	YES	SMALL
RXD-652W (X14-4932-72)												
DESTINATION	ABB	UNIT No.	Ⓢ	Ⓣ	Ⓤ	Ⓠ	Ⓡ	D53, 70	D71	D81	R70, 76, 110, 152	ED1
RUSSIA	Q	2-72	YES	NO	NO	NO	NO	MTZJ5.6(B) or HZS5.6N(B2)	YES	NO	YES	SMALL
RXD-A701 (X14-4930-10)												
DESTINATION	ABB	UNIT No.	Ⓢ	Ⓣ	Ⓤ	Ⓠ	Ⓡ	D53, 70, 81	D71	R70, 71, 76, 110, 152	ED1	
U.S.A.	K	0-10	NO	YES	YES	NO	NO	MTZJ6.2(B) or HZS6.2N(B2)	YES	NO	YES	BIG
CANADA	P											
RXD-852 (X14-493X-XX)												
DESTINATION	ABB	UNIT No.	Ⓢ	Ⓣ	Ⓤ	Ⓠ	Ⓡ	D53, 70, 81	D71	R70, 71, 76, 110, 152	ED1	
GENERAL MARKET	M	0-10	NO	YES	YES	NO	NO	MTZJ6.2(B) or HZS6.2N(B2)	YES	NO	YES	BIG
AUSTRALIA	X											
U.K.	T											
EUROPE	E	2-71	YES									
RXD-852E (X14-4932-71)												
DESTINATION	ABB	UNIT No.	Ⓢ	Ⓣ	Ⓤ	Ⓠ	Ⓡ	D53, 70, 81	D71	R70, 71, 76, 110, 152	ED1	
EUROPE	E1	2-71	YES	YES	YES	NO	NO	MTZJ6.2(B) or HZS6.2N(B2)	YES	NO	YES	BIG
RXD-852W (X14-4932-71)												
DESTINATION	ABB	UNIT No.	Ⓢ	Ⓣ	Ⓤ	Ⓠ	Ⓡ	D53, 70, 81	D71	R70, 71, 76, 110, 152	ED1	
RUSSIA	Q	2-71	YES	YES	YES	NO	NO	MTZJ6.2(B) or HZS6.2N(B2)	YES	NO	YES	BIG
RXD-A81 (X14-4930-12)												
DESTINATION	ABB	UNIT No.	Ⓢ	Ⓣ	Ⓤ	Ⓠ	Ⓡ	D53, 70	D71	D81	R70, 71, 76, 110, 152	ED1
U.S.A.	K	0-12	NO	YES	YES	NO	NO	MTZJ6.2(B) or HZS6.2N(B2)	NO	YES	NO	BIG
CANADA	P											
RXD-752 (X14-493X-XX)												
DESTINATION	ABB	UNIT No.	Ⓢ	Ⓣ	Ⓤ	Ⓠ	Ⓡ	D53, 70	D71	D81	R70, 71, 76, 110, 152	ED1
GENERAL MARKET	M	0-12	NO	NO	YES	YES	NO	MTZJ6.2(B) or HZS6.2N(B2)	NO	YES	NO	BIG
AUSTRALIA	X											
U.K.	T											
EUROPE	E	2-73	YES									
RXD-702 (X14-4932-73)												
DESTINATION	ABB	UNIT No.	Ⓢ	Ⓣ	Ⓤ	Ⓠ	Ⓡ	D53, 70	D81	D71	R70, 76, 110, 152	ED1
EUROPE	E	2-73	YES	NO	YES	NO	NO	MTZJ6.2(B) or HZS6.2N(B2)	YES	NO	YES	BIG
RXD-702E/752E (X14-4932-73)												
DESTINATION	ABB	UNIT No.	Ⓢ	Ⓣ	Ⓤ	Ⓠ	Ⓡ	D53, 70	D81	D71	R70, 76, 110, 152	ED1
EUROPE	E1	2-73	YES	NO	YES	NO	NO	MTZJ6.2(B) or HZS6.2N(B2)	YES	NO	YES	BIG
RXD-702W/752W (X14-4932-73)												
DESTINATION	ABB	UNIT No.	Ⓢ	Ⓣ	Ⓤ	Ⓠ	Ⓡ	D53, 70	D81	D71	R70, 76, 110, 152	ED1
RUSSIA	Q	2-73	YES	NO	YES	NO	NO	MTZJ6.2(B) or HZS6.2N(B2)	YES	NO	YES	BIG
RXD-772S (X14-4930-12)												
DESTINATION	ABB	UNIT No.	Ⓢ	Ⓣ	Ⓤ	Ⓠ	Ⓡ	D53, 70	D71	D81	R70, 76, 110, 152	ED1
GENERAL MARKET	M1	0-12	NO	YES	YES	NO	NO	MTZJ6.2(B) or HZS6.2N(B2)	NO	YES	NO	BIG

- IC51 : M66004SP
- IC52,53 : BU2090
- Q1-4 : KTC3199(Y,GR) or 2SC2785(F,E)
- Q8,9 : DTC124ESA or UN4212
- D1 : MTZJ6.2(B) or HZS6.2N(B2)
- D2-4 : HSS104A or 1SS133
- D51,52,59-64,82-84 : B30-2546-05
- D53,65-67,70 : B30-2548-05
- D54-58,81 : B30-2547-05
- D59-64 : B30-2546-05
- D71 : *
- ED1 : BIG (SVA-15MM13)
- : SMALL (BJ665GK)



- RXD-A601 (5/5)
- RXD-652/E/W (5/5)
- RXD-A81 (5/5)
- RXD-752/E/W (5/5)
- RXD-702/E/W (5/5)
- RXD-772S (5/5)
- RXD-A701 (5/5)
- RXD-852/E/W (5/5)

The DC voltage is an actual reading measured with a high impedance type voltmeter with no signal input. The measurement value may vary depending on the measuring instruments used or on the product.

* New Parts
Parts without **Parts No.** are not supplied.
Les articles non mentionnés dans le **Parts No.** ne sont pas fournis.
Teile ohne **Parts No.** werden nicht geliefert.

5

Ref. No	Address	New Parts	Parts No.	Description	Destination	Remarks
-			B46-0310-03	WARRANTY CARD	EE1Q	
-			B46-0328-03	WARRANTY CARD	K	
-		*	B46-0346-00	QUESTIONNAIRE CARD	K	
-		*	B46-0347-03	WARRANTY CARD	P	
-		*	B58-1643-04	CAUTION CARD		
-			B60-4235-00	INSTRUCTION MANUAL (EN1)	KP	
-			B60-4236-00	INSTRUCTION MANUAL (FR)	PE	
-			B60-4237-00	INSTRUCTION MANUAL (ES)	E	
-			B60-4238-00	INSTRUCTION MANUAL (GE)	E	
-			B60-4239-00	INSTRUCTION MANUAL (IT)	E	
-			B60-4240-00	INSTRUCTION MANUAL (NE)	E	
-			B60-4241-00	INSTRUCTION MANUAL (TC)	M	
-		*	B60-4242-00	INSTRUCTION MANUAL (PL)	E1	
-		*	B60-4243-00	INSTRUCTION MANUAL (HU)	E1	
-		*	B60-4244-00	INSTRUCTION MANUAL (CZ)	E1	
-		*	B60-4245-00	INSTRUCTION MANUAL (RU)	Q	
-			B60-4246-00	INSTRUCTION MANUAL (EN2)	MXE1Q	
632	2J		D39-0334-15	DAMPER		
Δ 638	1H		E03-0115-05	AC PLUG ADAPTER	M	
Δ 639	1K		E30-2592-15	AC POWER CORD	MEE1Q	
Δ 639	1K		E30-2717-05	AC POWER CORD	X	
Δ 639	1K		E30-2884-05	AC POWER CORD	KP	
Δ 640	1J,2K		E35-2256-05	FLAT CABLE (21P)		
641	2K		E35-2294-05	FLAT CABLE (17P)		
642	1J,2K	*	E35-2380-05	FLAT CABLE (33P)		
646	1K		F07-1660-01	COVER		
651	2J		G01-4094-04	TORSION COIL SPRING (A)		
652	2J		G01-4095-04	TORSION COIL SPRING (B)		
653			G01-4141-04	EXTENSION SPRING		
654	2K		G11-2470-04	CUSHION		
-			G10-0452-04	NON-WOVEN FABRIC		
-			G10-0461-04	NON-WOVEN FABRIC		
-			H10-7566-02	POLYSTYRENE FOAMED FIXTURE(L)		
-			H10-7567-02	POLYSTYRENE FOAMED FIXTURE(R)		
-		*	H21-0373-03	PROTECTION SHEET		
-			H25-1536-04	PROTECTION BAG	EE1Q	
-			H25-1536-04	PROTECTION BAG	KPX	
-			H25-1642-04	PROTECTION BAG		
-		*	H25-1654-04	PROTECTION BAG	M	
-		*	H50-3298-04	ITEM CARTON CASE	KP	
-		*	H50-3299-04	ITEM CARTON CASE	X	
-		*	H50-3300-04	ITEM CARTON CASE	E	
-		*	H50-3301-04	ITEM CARTON CASE	M	
-		*	H50-3302-04	ITEM CARTON CASE	Q	
-		*	H50-3303-04	ITEM CARTON CASE	E1	
658	1K		J19-3751-04	UNIT HOLDER		
659	1J		J19-5911-05	UNIT HOLDER		
660	2J		J19-5914-05	UNIT HOLDER		
661	1J	*	J19-5917-05	UNIT HOLDER	Q	
Δ 667	1K		J42-0083-05	POWER CORD BUSHING		
668	2H		J52-0039-05	PUSH LATCH		

L : Scandinavia K : USA P : Canada R : Mexico C : China I : Malaysia
Y : PX(Far East, Hawaii) T : Europe E : Europe G : Germany V : China (Shanghai)
Y : AAFES(Europe) X : Australia Q : Russia H : Korea M : Other Areas Δ indicates safety critical components.

* New Parts
Parts without **Parts No.** are not supplied.
Les articles non mentionnés dans le **Parts No.** ne sont pas fournis.
Teile ohne **Parts No.** werden nicht geliefert.

6

Ref. No	Address	New Parts	Parts No.	Description	Destination	Remarks
-			J61-0307-05	WIRE BAND		
672	2H		K29-7562-04	KNOB (MAIN VOLUME)		
675	2H		K29-7470-14	KNOB (MULTI)		
676	2H		K29-7471-14	KNOB (SOUND)		
Δ 681	1K		L07-2686-05	POWER TRANSFORMER	KP	
Δ 681	1K		L07-2687-05	POWER TRANSFORMER	EE1	
Δ 681	1K		L07-2688-05	POWER TRANSFORMER	Q	
Δ 681	1K		L07-2689-05	POWER TRANSFORMER	M	
Δ 681	1K		L07-2690-05	POWER TRANSFORMER	X	
685	1H		T90-0836-05	LEAD WIRE ANTENNA		
686	1H		T90-0837-05	LOOP ANTENNA		
POWER SUPPLY UNIT (X00-294X-XX)						
C1			CE04LW1E332M	ELECTRO	3300UF	25WV
C1			CE04LW1V332M	ELECTRO	3300UF	35WV
C1			CE04LW1V332M	ELECTRO	3300UF	35WV
C2			CE04LW1E102M	ELECTRO	1000UF	25WV
C2			CE04LW1V102M	ELECTRO	1000UF	35WV
C2			CE04LW1V102M	ELECTRO	1000UF	35WV
C2		*	C90-3825-05	ELECTRO	4700UF	56WV
C3 ,4		*	C90-3826-05	ELECTRO	4700UF	63WV
C3 ,4		*	C90-3826-05	ELECTRO	4700UF	63WV
C3 ,4		*	C90-3826-05	ELECTRO	4700UF	63WV
C3 ,4		*	C90-3827-05	ELECTRO	4700UF	75WV
C3 ,4		*	C90-3828-05	ELECTRO	3900UF	63WV
C3 ,4		*	C90-3828-05	ELECTRO	3900UF	63WV
C3 ,4		*	C90-3828-05	ELECTRO	3900UF	63WV
C3 ,4		*	C90-3837-05	ELECTRO	3900UF	56WV
C5		*	C90-3664-05	ELECTRO	330UF	25WV
C6			C90-3681-05	ELECTRO	2.2UF	50WV
C7 ,8			C90-3671-05	ELECTRO	47UF	35WV
C10			C90-3671-05	ELECTRO	47UF	35WV
C11 ,12		*	C90-3686-05	ELECTRO	33UF	50WV
C13 ,14		*	C90-3658-05	ELECTRO	10UF	16WV
C15			C90-3671-05	ELECTRO	47UF	35WV
C16			CE04LW1J221M	ELECTRO	220UF	63WV
C19			C90-3671-05	ELECTRO	47UF	35WV
C20			CK45FF1H103Z	CERAMIC	0.010UF	Z
C21			CK45FF1H103Z	CERAMIC	0.010UF	Z
C22			C90-3644-05	ELECTRO	220UF	10WV
C23			CQ93FMG1H104J	MYLAR	0.10UF	J
C25 ,26			CQ93FMG1H104J	MYLAR	0.10UF	J
C28			C90-3671-05	ELECTRO	47UF	35WV
C33			CK45FF1H103Z	CERAMIC	0.010UF	Z
C34 ,35		*	CE04LW1V222M	ELECTRO	2200UF	35WV
C34 ,35		*	C90-3831-05	ELECTRO	3300UF	35WV
C34 ,35		*	C90-3831-05	ELECTRO	3300UF	35WV
C34 ,35		*	C90-3852-05	ELECTRO	3300UF	42WV
C36		*	C90-3681-05	ELECTRO	2.2UF	50WV
CN1			E40-4245-05	PIN ASSY		
CN1			E40-8126-05	PIN ASSY		
CN2			E40-8321-05	SOCKET FOR PIN ASSY		
Δ F1			F05-3121-05	FUSE (SEMKO)	(250V T3.15AL)	MXEE1Q
Δ F1			F05-4025-05	FUSE (SEMKO)	(250V T4A L)	TEE1Q
Δ F1			F05-4025-05	FUSE (SEMKO)	(250V T4A L)	YMM1X

L : Scandinavia K : USA P : Canada R : Mexico C : China I : Malaysia
Y : PX(Far East, Hawaii) T : Europe E : Europe G : Germany V : China (Shanghai)
Y : AAFES(Europe) X : Australia Q : Russia H : Korea M : Other Areas Δ indicates safety critical components.

RXD-652/702/752/772S/852/A81/A601/A701
PARTS LIST

* New Parts
Parts without **Parts No.** are not supplied.
Les articles non mentionnés dans le **Parts No.** ne sont pas fournis.
Teile ohne **Parts No.** werden nicht geliefert.



Ref. No	Add-ress	New Parts	Parts No.	Description	Desti-nation	Re-marks
Δ F1		*	F06-2021-05	FUSE (SEMKO) (250V T2AL)	XEE1Q	6
Δ F1			F50-0076-05	FUSE(5X20)	KP	8
Δ F1			F50-0077-05	FUSE(5X20)	KP	7
Δ F2			F05-3121-05	FUSE (SEMKO) (250V T3.15AL)	YM	8
Δ F2			F05-4025-05	FUSE (SEMKO) (250V T4A L)	YMM1	7
Δ F2		*	F06-2021-05	FUSE (SEMKO) (250V T2AL)	M	6
Δ F3			F50-0073-05	FUSE(5X20)	KP	6
Δ F4			F50-0072-05	FUSE(5X20)	KP	6
Δ F4 ,5			F05-3121-05	FUSE (SEMKO) (250V T3.15AL)	MXEE1Q	6
Δ F4 ,5			F05-4025-05	FUSE (SEMKO) (250V T4A L)	TEE1Q	78
Δ F4 ,5			F05-4025-05	FUSE (SEMKO) (250V T4A L)	YMM1X	78
Δ F4 ,5			F50-0073-05	FUSE(5X20)	KP	8
Δ F6			F50-0072-05	FUSE(5X20)	KP	6
CN3 ,4			J13-0075-05	FUSE CLIP	KP	78
CN3 ,4			J13-0075-05	FUSE CLIP	TEE1Q	
CN3 ,4			J13-0075-05	FUSE CLIP	YMM1X	
CN5 ,6			J13-0075-05	FUSE CLIP	MM1	
CN7 ,8			J13-0075-05	FUSE CLIP	KP	6
CN9 ,10			J13-0075-05	FUSE CLIP	KP	6
CN9 ,10			J13-0075-05	FUSE CLIP	KP	8
CN9 ,10			J13-0075-05	FUSE CLIP	TEE1Q	
CN9 ,10			J13-0075-05	FUSE CLIP	YMM1X	
CN11,12			J13-0075-05	FUSE CLIP	KP	8
CN11,12			J13-0075-05	FUSE CLIP	TEE1Q	
CN11,12			J13-0075-05	FUSE CLIP	YMM1X	
CN13,14			J13-0075-05	FUSE CLIP	KP	6
E2			J19-3225-05	LEAD HOLDER		78
Δ T1			L07-2654-05	POWER TRANSFORMER	KP	
Δ T1			L07-2657-05	POWER TRANSFORMER	YMM1X	
Δ T1			L07-2661-05	POWER TRANSFORMER	TEE1Q	
R1			RD14NB2E1R0J	RD 1 J 1/4W	KP	
R1			RD14NB2E1R5J	RD 1.5 J 1/4W	TEE1Q	
R1			RD14NB2E1R5J	RD 1.5 J 1/4W	YMM1X	
R3			RD14NB2E222J	RD 2.2K J 1/4W		
R12			RD14NB2E332J	RD 3.3K J 1/4W		
Δ R13			RD14NB2E470J	RD 47 J 1/4W		
Δ R16			RD14NB2E4R7J	RD 4.7 J 1/4W		
R17			RD14NB2E272J	RD 2.7K J 1/4W		
Δ R21			RS14KB3A150J	FL-PROOF RS 15 J 1W		68
R25			RS14KB3D331J	FL-PROOF RS 330 J 2W	KP	8
R25			RS14KB3D331J	FL-PROOF RS 330 J 2W	TEE1Q	
R25			RS14KB3D331J	FL-PROOF RS 330 J 2W	YMM1X	
Δ R26			R92-1844-05	CARBON 3.3M J 1/2W	KP	
Δ R28			RS14KB3D331J	FL-PROOF RS 330 J 2W		
Δ R29			RD14NB2E1R0J	RD 1 J 1/4W		
Δ R30			RD14NB2E4R7J	RD 4.7 J 1/4W		
R31 ,32			RS14KB3D331J	FL-PROOF RS 330 J 2W		
R38			RS14KB3A150J	FL-PROOF RS 15 J 1W		68
Δ K1		*	S76-0090-05	MAGNETIC RELAY		
Δ S1 ,2			S62-0001-05	SLIDE SWITCH	YMM1	
Δ D1		*	D4SBL20UF03	DIODE		68
Δ D1			TS4B03G	DIODE		
Δ D2			D2SBA20F03	DIODE		

L : Scandinavia K : USA P : Canada R : Mexico C : China I : Malaysia
Y : PX(Far East, Hawaii) T : Europe E : Europe G : Germany V : China (Shanghai)
Y : AAFES(Europe) X : Australia Q : Russia H : Korea M : Other Areas Δ indicates safety critical components.

* New Parts
Parts without **Parts No.** are not supplied.
Les articles non mentionnés dans le **Parts No.** ne sont pas fournis.
Teile ohne **Parts No.** werden nicht geliefert.



Ref. No	Add-ress	New Parts	Parts No.	Description	Desti-nation	Re-marks
Δ D3		*	D4SBL20UF03	DIODE		68
Δ D3			TS4B03G	DIODE		
Δ D4 -6			HSS104A	DIODE		
Δ D4 -6			1SS133	DIODE		
Δ D7			HZS6C2L	ZENER DIODE		
D8			HZS16N(B2)	ZENER DIODE	YMM1	
D8			MTZJ16(B)	ZENER DIODE	YMM1	
D9			HZS6.2N(B2)	ZENER DIODE		
D9			MTZJ6.2(B)	ZENER DIODE		
D10			HSS104A	DIODE		
D10			1SS133	DIODE		
D11			HZS6.8N(B2)	ZENER DIODE		
D11			MTZJ6.8(B)	ZENER DIODE		
D12 ,13			HZS20N(B2)	ZENER DIODE		
D12 ,13			MTZJ20(B)	ZENER DIODE		
Δ D14			1T2	DIODE		
Δ D15 -19			HSS104A	DIODE		
Δ D15 -19			1SS133	DIODE		
Δ IC1			TA7809SB	ANALOGUE IC		
Δ IC2			TA7805SB	ANALOGUE IC		
Δ Q1			DTC143TSA	DIGITAL TRANSISTOR		
Δ Q1			UN4216	DIGITAL TRANSISTOR		
Δ Q2			2SC2003(L,K)	TRANSISTOR		
Δ Q3			KTA1273	TRANSISTOR	KPX	
Δ Q3			KTA1273	TRANSISTOR	TEE1Q	
Δ Q3			2SA1534A(R,S)	TRANSISTOR	KPX	
Δ Q3			2SA1534A(R,S)	TRANSISTOR	TEE1Q	
Δ Q3			2SB1370(E,F)	TRANSISTOR	YMM1	
Δ Q3			2SB1375	TRANSISTOR	YMM1	
Δ Q4			2SB1624*2	TRANSISTOR	YMM1	
Q5			KTC3199(Y,GR)	TRANSISTOR		
Q5			2SC2785(F,E)	TRANSISTOR		
Q5			2SC3311A(Q,R)	TRANSISTOR		
Q6		*	KTA1268	TRANSISTOR		
Q6			2SA992(F,E)	TRANSISTOR		
Q7			KTC3199(Y,GR)	TRANSISTOR	YMM1	
Q7			2SC2785(F,E)	TRANSISTOR	YMM1	
Q7			2SC3311A(Q,R)	TRANSISTOR	YMM1	
Δ Q8			KTC3205	TRANSISTOR		
Δ Q8			2SC3940A(R,S)	TRANSISTOR		
C1		*	CE04HW1H010M	NP-ELEC	1.0UF	50WV
C2 ,3			C91-1566-05	FILM	0.01UF	G
C4			CE04LW1A470M	ELECTRO	47UF	10WV
C5 ,6			CQ93FMG1H102J	MYLAR	1000PF	J
C7			CC45FSL1H331J	CERAMIC	330PF	J
C8			CK45FB1H102K	CERAMIC	1000PF	K
C9			CC93FCH1H471J	CERAMIC	470PF	J
C10 ,11			CE04LW1HR47M	ELECTRO	0.47UF	50WV
C12			CK45FF1H473Z	CERAMIC	0.047UF	Z
C13 -15			CE04LW1H010M	ELECTRO	1.0UF	50WV
C16			CK45FF1H103Z	CERAMIC	0.010UF	Z
C17 ,18			CE04LW1H2R2M	ELECTRO	2.2UF	50WV
C19 ,20			CQ93FMG1H682J	MYLAR	6800PF	J
C21			CK45FF1H103Z	CERAMIC	0.010UF	Z

L : Scandinavia K : USA P : Canada R : Mexico C : China I : Malaysia
Y : PX(Far East, Hawaii) T : Europe E : Europe G : Germany V : China (Shanghai)
Y : AAFES(Europe) X : Australia Q : Russia H : Korea M : Other Areas Δ indicates safety critical components.

PARTS LIST

RXD-652170217521772S/852/A81/A601/A701

* New Parts
Parts without **Parts No.** are not supplied.
Les articles non mentionnés dans le **Parts No.** ne sont pas fournis.
Teile ohne **Parts No.** werden nicht geliefert.



Ref. No	Add-ress	New Parts	Parts No.	Description	Desti-nation	Re-marks
C22			CE04LW1A470M	ELECTRO 47UF 10WV		
C23 ,24			CQ93FMG1H472J	MYLAR 4700PF J		
C26			CE04LW1H2R2M	ELECTRO 2.2UF 50WV		
TC1		*	C05-0463-05	CERAMIC TRIMMER CAPACITOR(120P)		
CN1		*	E40-8288-05	FLAT CABLE CONNECTOR		
CN2 ,3		*	E40-4871-05	PIN ASSY		
CN6		*	E40-4872-05	PIN ASSY		
L1		*	L39-1350-05	PEAKING COIL		
L2 ,3			L79-1236-05	LC FILTER		
R9			RS14KB3A221J	FL-PROOF RS 220 J 1W		
VR1			R32-0037-05	SEMI FIXED VARIABLE RESISTOR		
VR2			R32-0036-05	SEMI FIXED VARIABLE RESISTOR		
D1			HZS5.1N(B2)	ZENER DIODE		
D1			MTZJ5.1(B)	ZENER DIODE		
D2			RB721Q	DIODE		
D3			HSS104	DIODE		
D3			1SS133	DIODE		
D4			HZS5.1N(B2)	ZENER DIODE		
D4			MTZJ5.1(B)	ZENER DIODE		
D6 ,7			HSS104	DIODE		
D6 ,7			1SS133	DIODE		
IC1		*	IR3R42	ANALOGUE IC		
IC2			NJM4565D	ANALOGUE IC		
IC3			TC4052BP	MOS-IC		
Q1			2SA1175(F,E)	TRANSISTOR		
Q1			2SA933AS(Q,R)	TRANSISTOR		
Q5		*	DTC144ESA	DIGITAL TRANSISTOR		
Q5		*	KRC104M	TRANSISTOR		
Q5		*	UN4213	DIGITAL TRANSISTOR		
POWER AMPLIFIER UNIT (X07-304X-XX)						
C1 ,2			CE04LW1H4R7M	ELECTRO 4.7UF 50WV		
C3 ,4			CC45FSL1H100D	CERAMIC 10PF D	TEE1Q	
C3 ,4			CC45FSL1H100D	CERAMIC 10PF D	YMM1X	
C3 ,4			CC45FSL1H470J	CERAMIC 47PF J	KP	
C5 ,6			CE04LW1H100M	ELECTRO 10UF 50WV		7
C5 ,6			CE04LW1H4R7M	ELECTRO 4.7UF 50WV		68
C7 ,8			CC45FSL1H470J	CERAMIC 47PF J		
C9			CK45FF1H103Z	CERAMIC 0.010UF Z	TEE1Q	68
C9			CK45FF1H103Z	CERAMIC 0.010UF Z	YMX	68
C10			CK45FB1H471K	CERAMIC 470PF K		68
C11			CK45FF1H103Z	CERAMIC 0.010UF Z	TEE1Q	68
C11			CK45FF1H103Z	CERAMIC 0.010UF Z	YMX	68
C12			CK45FF1H103Z	CERAMIC 0.010UF Z		
C15 ,16			CE04LW1C100M	ELECTRO 10UF 16WV		7
C15 ,16			CE04LW1V4R7M	ELECTRO 4.7UF 35WV		68
C17 ,18			CC45FSL1H100D	CERAMIC 10PF D		
C19 ,20			CK45FB1H222K	CERAMIC 2200PF K		
C21 ,22			CQ93FMG1H104J	MYLAR 0.10UF J	KP	
C21 ,22			CQ93FMG1H224J	MYLAR 0.22UF J	TEE1Q	
C21 ,22			CQ93FMG1H224J	MYLAR 0.22UF J	YMM1X	
C23 ,24			CQ93FMG1H224J	MYLAR 0.22UF J	TEE1Q	
C23 ,24			CQ93FMG1H224J	MYLAR 0.22UF J	YMM1X	
C25 ,26			CE04LW1A101M	ELECTRO 100UF 10WV		

L : Scandinavia K : USA P : Canada R : Mexico C : China I : Malaysia
Y : PX(Far East, Hawaii) T : Europe E : Europe G : Germany V : China (Shanghai)
Y : AAFES(Europe) X : Australia Q : Russia H : Korea M : Other Areas Δ indicates safety critical components.

* New Parts
Parts without **Parts No.** are not supplied.
Les articles non mentionnés dans le **Parts No.** ne sont pas fournis.
Teile ohne **Parts No.** werden nicht geliefert.



Ref. No	Add-ress	New Parts	Parts No.	Description	Desti-nation	Re-marks
C27 ,28			CC45FSL1H100D	CERAMIC 10PF D		78
C27 ,28			CC45FSL1H150J	CERAMIC 15PF J		6
C29 ,30			CK45FB1H222K	CERAMIC 2200PF K		68
C29 ,30			CK45FF1H103Z	CERAMIC 0.010UF Z		7
C31 ,32			CQ93FMG1H224J	MYLAR 0.22UF J	TEE1Q	
C31 ,32			CQ93FMG1H224J	MYLAR 0.22UF J	YMM1X	
C33 ,34			CQ93FMG1H104J	MYLAR 0.10UF J	KP	
C33 ,34			CQ93FMG1H224J	MYLAR 0.22UF J	TEE1Q	
C33 ,34			CQ93FMG1H224J	MYLAR 0.22UF J	YMM1X	
C35 ,36			CK45FB1H332K	CERAMIC 3300PF K		
C37 -39			CK45FF1H472Z	CERAMIC 4700PF Z		
C55			C90-3707-05	ELECTRO 10UF 100WV		
C56			C90-3440-05	ELECTRO 10UF 100WV		
C57 ,58			CK45FE2H472P	CERAMIC 4700PF P		
C59		*	C90-3415-05	ELECTRO 47UF 50WV		7
C60			C90-3687-05	ELECTRO 47UF 50WV		7
C61 ,62			C90-3440-05	ELECTRO 10UF 100WV		7
C63 ,64			CK45FE2H472P	CERAMIC 4700PF P		7
C63 ,64			C90-3688-05	ELECTRO 100UF 50WV		68
C65 ,66			C90-3687-05	ELECTRO 47UF 50WV		
C67 ,68			CC45FSL1H221J	CERAMIC 220PF J		7
C69 ,70			CC45FSL1H221J	CERAMIC 220PF J		68
C69 ,70			CC45FSL1H331J	CERAMIC 330PF J		
C77			C90-3707-05	ELECTRO 10UF 100WV		
C78			C90-3707-05	ELECTRO 10UF 100WV		6
C78		*	C90-3707-05	ELECTRO 10UF 100WV	KP	7
C78		*	C90-3708-05	ELECTRO 22UF 100WV		8
C78		*	C90-3708-05	ELECTRO 22UF 100WV	TEE1Q	7
C78		*	C90-3708-05	ELECTRO 22UF 100WV	YMM1X	7
C81			CQ93FMG1H103J	MYLAR 0.010UF J		
C82			CQ93FMG1H102J	MYLAR 1000PF J		
C84			CE04LW1A470M	ELECTRO 47UF 10WV		
C85			CE04LW1V4R7M	ELECTRO 4.7UF 35WV		
C87			CK45FB1H332K	CERAMIC 3300PF K		7
C97 ,98			CE04LW1H4R7M	ELECTRO 4.7UF 50WV		7
C99			C90-3658-05	ELECTRO 10UF 16WV		7
C100			C90-3684-05	ELECTRO 10UF 50WV		7
C103 ,104			CF92FV1H154J	MF-C 0.15UF J		7
C105 ,106			CQ93FMG1H823J	MYLAR 0.082UF J		7
C109 ,110			CE04LW1H100M	ELECTRO 10UF 50WV		7
CN1			E40-3259-05	PIN ASSY		
CN2			E40-3912-05	PIN ASSY		
J1			E70-0045-05	LOCK TERMINAL BOARD		
J2		*	E70-0110-05	LOCK TERMINAL BOARD		7
J3			E63-0116-05	PHONO JACK		68
J4		*	E70-0046-05	LOCK TERMINAL BOARD		68
E6 ,7			J19-3216-05	LEAD HOLDER		68
L1 -4			L39-0085-05	PHASE COMPENSATION COIL		68
L1 -4			L39-1373-05	PHASE COMPENSATION COIL		7
K		*	N09-5116-05	SEMS (TAPTITE SCREW)(3X12 B-TI)	KP1	78
R7 ,8			RS14KB3D331J	FL-PROOF RS 330 J 2W		
R49 ,50			R92-1866-05	METAL FILM 0.1 2W		

L : Scandinavia K : USA P : Canada R : Mexico C : China I : Malaysia
Y : PX(Far East, Hawaii) T : Europe E : Europe G : Germany V : China (Shanghai)
Y : AAFES(Europe) X : Australia Q : Russia H : Korea M : Other Areas Δ indicates safety critical components.

PARTS LIST

RXD-652/702/752/772S/852/A81/A601/A701

* New Parts

Parts without **Parts No.** are not supplied.
 Les articles non mentionnés dans le **Parts No.** ne sont pas fournis.
 Teile ohne **Parts No.** werden nicht geliefert.

11

Ref. No	Add-ress	New Parts	Parts No.	Description	Desti-nation	Re-marks
R51 ,52			RD14BB2C302J	RD		78
R59 ,60			RS14KB3D4R7J	FL-PROOF RS		
R67 ,68			R92-1866-05	METAL FILM		
R77 ,78			RS14KB3D4R7J	FL-PROOF RS		
R81 -84			RD14NB2E4R7J	RD		
R92			RS14KB3A392J	FL-PROOF RS		7
R94			RS14KB3A392J	FL-PROOF RS		7
R100			RS14KB3D181J	FL-PROOF RS	KP	8
R100			RS14KB3D221J	FL-PROOF RS	TEE1Q	8
R100			RS14KB3D221J	FL-PROOF RS	YMX	8
R100			RS14KB3D330J	FL-PROOF RS	KP	6
R100			RS14KB3D331J	FL-PROOF RS	MXEE1Q	6
R100			RS14KB3D470J	FL-PROOF RS	TEE1Q	7
R100			RS14KB3D470J	FL-PROOF RS	YMM1X	7
R100			RS14KB3D561J	FL-PROOF RS	KP	7
R107,108			RD14NB2E2R2J	RD		
R115			RD14NB2E103J	RD		
R116			RD14NB2E103J	RD		6
R116			RD14NB2E103J	RD	KP	7
R116			RD14NB2E472J	RD		8
R116			RD14NB2E472J	RD		
R116			RD14NB2E472J	RD	TEE1Q	7
R116			RD14NB2E472J	RD	YMM1X	7
R121			RD14BB2C203J	RD		68
R124,125			RS14KB3A392J	FL-PROOF RS		
R126			RD14BB2C103J	RD		68
R127			RD14BB2C104J	RD		68
R128			RD14BB2C203J	RD		68
R139			RD14BB2C621J	RD		68
R140-142			RD14BB2C123J	RD		68
R143,144			RS14KB3A101J	FL-PROOF RS		68
R177			RD14BB2C621J	RD		68
R178			RS14KB3D181J	FL-PROOF RS	KP	8
R178			RS14KB3D221J	FL-PROOF RS	TEE1Q	8
R178			RS14KB3D221J	FL-PROOF RS	YMX	8
R178			RS14KB3D330J	FL-PROOF RS	KP	6
R178			RS14KB3D331J	FL-PROOF RS	MXEE1Q	6
R178			RS14KB3D470J	FL-PROOF RS	TEE1Q	7
R178			RS14KB3D470J	FL-PROOF RS	YMM1X	7
R178			RS14KB3D561J	FL-PROOF RS	KP	7
K1 ,2			S76-0045-15	MAGNETIC RELAY		
S1			S62-0077-05	SLIDE SWITCH		7
D1			HZS13N(B2)	ZENER DIODE		8
D1			HZS18N(B2)	ZENER DIODE	KP	7
D1			MTZJ13(B)	ZENER DIODE		8
D1			MTZJ18(B)	ZENER DIODE	KP	7
D2			HZS16N(B2)	ZENER DIODE		8
D2			HZS16N(B2)	ZENER DIODE	KP	7
D2			MTZJ16(B)	ZENER DIODE		8
D2			MTZJ16(B)	ZENER DIODE	KP	7
D3			HZS5.1N(B2)	ZENER DIODE		
D3			MTZJ5.1(B)	ZENER DIODE		
D4 ,5			HZS6.8N(B2)	ZENER DIODE	TEE1Q	7
D4 ,5			HZS6.8N(B2)	ZENER DIODE	YMM1X	7
D4 ,5			HZS8.2N(B2)	ZENER DIODE	KP	7

L : Scandinavia K : USA P : Canada R : Mexico C : China I : Malaysia
 Y : PX(Far East, Hawaii) T : Europe E : Europe G : Germany V : China (Shanghai)
 Y : AAFES(Europe) X : Australia Q : Russia H : Korea M : Other Areas Δ indicates safety critical components.

* New Parts

Parts without **Parts No.** are not supplied.
 Les articles non mentionnés dans le **Parts No.** ne sont pas fournis.
 Teile ohne **Parts No.** werden nicht geliefert.

12

Ref. No	Add-ress	New Parts	Parts No.	Description	Desti-nation	Re-marks
D4 ,5			MTZJ6.8(B)	ZENER DIODE	TEE1Q	7
D4 ,5			MTZJ6.8(B)	ZENER DIODE	YMM1X	7
D4 ,5			MTZJ8.2(B)	ZENER DIODE	KP	7
D6 -8			HSS104A	DIODE		
D6 -8			1SS133	DIODE		
D9			HZS18N(B2)	ZENER DIODE		8
D9			HZS18N(B2)	ZENER DIODE	TEE1Q	7
D9			HZS18N(B2)	ZENER DIODE	YMM1X	7
D9			HZS30N(B2)	ZENER DIODE	KP	7
D9			MTZJ18(B)	ZENER DIODE		8
D9			MTZJ18(B)	ZENER DIODE	TEE1Q	7
D9			MTZJ18(B)	ZENER DIODE	YMM1X	7
D9			MTZJ30(B)	ZENER DIODE	KP	7
D10			HZS11N(B2)	ZENER DIODE	KP	7
D10			HZS16N(B2)	ZENER DIODE	KP	8
D10			HZS18N(B2)	ZENER DIODE	TEE1Q	78
D10			HZS18N(B2)	ZENER DIODE	YMM1X	78
D10			MTZJ11(B)	ZENER DIODE	KP	7
D10			MTZJ16(B)	ZENER DIODE	KP	8
D10			MTZJ18(B)	ZENER DIODE	TEE1Q	78
D10			MTZJ18(B)	ZENER DIODE	YMM1X	78
D19 ,20			MTZJ18(B)	ZENER DIODE		
D19 ,20			HSS104A	DIODE		
D19 ,20			1SS133	DIODE		
D21			HSS104A	DIODE		7
D21			1SS133	DIODE		7
D22 ,23			HZS6.8N(B2)	ZENER DIODE	TEE1Q	7
D22 ,23			HZS6.8N(B2)	ZENER DIODE	YMM1X	7
D22 ,23			HZS8.2N(B2)	ZENER DIODE	KP	7
D22 ,23			MTZJ6.8(B)	ZENER DIODE	TEE1Q	7
D22 ,23			MTZJ6.8(B)	ZENER DIODE	YMM1X	7
D22 ,23			MTZJ8.2(B)	ZENER DIODE	KP	7
D25			HSS104A	DIODE		
D25			1SS133	DIODE		
D28 ,29			HSS104A	DIODE		68
D28 ,29			1SS133	DIODE		68
Δ IC1		*	STK407-090E	HYBRID IC		6
Δ IC1		*	STK407-120E	HYBRID IC		8
Δ IC1			STK411-220D	HYBRID IC	TEE1Q	7
Δ IC1			STK411-220D	HYBRID IC	YMM1X	7
Δ IC1			STK411-230D	HYBRID IC	KP	7
Δ IC2			STK411-220D	HYBRID IC	TEE1Q	7
Δ IC2			STK411-220D	HYBRID IC	YMM1X	7
Δ IC2			STK411-230D	HYBRID IC	KP	7
Δ IC2			STK499-120	HYBRID IC		68
Δ IC3			NJM4565D-D	IC(OP AMP X2)		7
Q1 ,2			2SC2878(B)	TRANSISTOR		
Q3 ,4		*	KTD1303	TRANSISTOR		
Q3 ,4		*	2SD2144S(U,V)	TRANSISTOR		
Q5 ,6		*	2SC2878(B)	TRANSISTOR		
Q7 ,8		*	KTD1303	TRANSISTOR		
Q7 ,8			2SD2144S(U,V)	TRANSISTOR		
Q9 -12			2SC1845(F,E)	TRANSISTOR		
Q13			DTC113ZSA	DIGITAL TRANSISTOR		
Q14			2SC2003(L,K)	TRANSISTOR		68
Q14			2SC2003(L,K)	TRANSISTOR	KP	7

L : Scandinavia K : USA P : Canada R : Mexico C : China I : Malaysia
 Y : PX(Far East, Hawaii) T : Europe E : Europe G : Germany V : China (Shanghai)
 Y : AAFES(Europe) X : Australia Q : Russia H : Korea M : Other Areas Δ indicates safety critical components.

PARTS LIST

RXD-652/702/752/772S/852/A81/A601/A701

* New Parts
Parts without **Parts No.** are not supplied.
Les articles non mentionnés dans le **Parts No.** ne sont pas fournis.
Teile ohne **Parts No.** werden nicht geliefert.

13

* New Parts
Parts without **Parts No.** are not supplied.
Les articles non mentionnés dans le **Parts No.** ne sont pas fournis.
Teile ohne **Parts No.** werden nicht geliefert.

14

Ref. No	Add-ress	New Parts	Parts No.	Description	Desti-nation	Re-marks
Q17			DTC113ZSA	DIGITAL TRANSISTOR		
Q18			2SC2525	TRANSISTOR	TEE1Q	68
Q18			2SC3245A(F)	TRANSISTOR		7
Q18			2SC3245A(F)	TRANSISTOR	YMM1X	7
Q18			2SD2012	TRANSISTOR	KP	7
Q19			2SA1285A(F)	TRANSISTOR		6
Q19			2SB1370	TRANSISTOR		7
Q19			2SB1640	TRANSISTOR		8
Q25		*	KTA1268	TRANSISTOR		
Q25			2SA992(F,E)	TRANSISTOR		
Q26 ,27		*	KTC3200	TRANSISTOR		
Q26 ,27			2SC1845(F,E)	TRANSISTOR		
Q28			DTC113ZSA	DIGITAL TRANSISTOR		7
SUB-CIRCUIT UNIT (X13-763/764X-XX)						
C1 ,2			CC73FCH1H221J	CHIP C		
C3 ,4			CC73FCH1H220J	CHIP C		
C5 ,6			CE04LW1H010M	ELECTRO		
C9 ,10			CE04LW1H010M	ELECTRO	TEE1Q	
C11 ,12			CE04LW1H010M	ELECTRO		
C13 ,14			CE04LW1H3R3M	ELECTRO		7
C15 ,16			CK73FB1C104K	CHIP C		
C17 ,18			CE04LW1HR33M	ELECTRO		
C19 ,20			CK73FB1E273KTA	CHIP C		
C21 ,22			CE04LW1H010M	ELECTRO		
C23 ,24			CK73FB1H103K	CHIP C		
C25 ,26			CK73FF1C224Z	CHIP C		
C27 ,28			CK73FB1H472K	CHIP C		
C29 -36			CE04LW1H3R3M	ELECTRO		
C37			CK73FF1C224Z	CHIP C		
C41 ,42		*	C90-3645-05	ELECTRO		
C43			C90-3684-05	ELECTRO		
C44			CC73FCH1H221J	CHIP C		
C45 ,46			CC73FCH1H101J	CHIP C		
C47 ,48			CK73FB1H122K	CHIP C		
C49			CK73FB1C104K	CHIP C		
C50			CC73FCH1H101J	CHIP C		
C51			CK73FB1C104K	CHIP C		
C52			CK73FB1H103K	CHIP C		
C53			CK73FB1H102K	CHIP C		
C54			CK73FB1C104K	CHIP C		
C55			CK73FF1C105Z	CHIP C		
C56			CC73FCH1H180J	CHIP C		
C57			CC73FCH1H220J	CHIP C		
C58			CC73FCH1H471J	CHIP C		
C59			CK45FB1H471K	CERAMIC		
C60			CK45FF1H472Z	CERAMIC		
C61 ,62			C90-3680-05	ELECTRO		
C63		*	C90-3639-05	ELECTRO		
C64			CK73FB1H103K	CHIP C		
C65			C90-3643-05	ELECTRO		
C71			C90-3659-05	ELECTRO		
C72			C90-3680-05	ELECTRO		
C73			C90-3715-05	ELECTRO	TEE1Q	
C76			C90-3643-05	ELECTRO		

L : Scandinavia K : USA P : Canada R : Mexico C : China I : Malaysia
Y : PX(Far East, Hawaii) T : Europe E : Europe G : Germany V : China (Shanghai)
Y : AAFES(Europe) X : Australia Q : Russia H : Korea M : Other Areas Δ indicates safety critical components.

Ref. No	Add-ress	New Parts	Parts No.	Description	Desti-nation	Re-marks
C81			C90-3681-05	ELECTRO		
C82			CC73FCH1H331J	CHIP C		
C83			CK73FB1H103K	CHIP C		
C84			CC73FCH1H561J	CHIP C		
C85			C90-3714-05	ELECTRO		
C86			CK73FB1H103K	CHIP C		
C87			CC73FCH1H220J	CHIP C		
C88			CC73FCH1H470J	CHIP C		
C89			CK73FB1H223K	CHIP C		
C301-310			CK73FB1C104K	CHIP C		68
C312			CK73FB1C104K	CHIP C		68
C313			CC73FCH1H050C	CHIP C		68
C315 ,316			CC73FCH1H101J	CHIP C		68
C317 ,318			CC73FCH1H331J	CHIP C		68
C319 ,320			CK73FB1H102K	CHIP C		68
C321-324			CK73FB1H331K	CHIP C		68
C325 ,326			CE04LW1H010M	ELECTRO		68
C327 ,328			CE04LW1C100M	ELECTRO		68
C329			CK73FB1H102K	CHIP C		68
C330			CK73FB1H222J	CHIP C		68
C331			CK73FB1H102K	CHIP C		68
C332			CK73FB1H222K	CHIP C		68
C333			CC73FCH1H470J	CHIP C		68
C334			CC73FCH1H101J	CHIP C		68
C335 ,336			CE04LW1H3R3M	ELECTRO		68
C337			CC73FCH1H050C	CHIP C		68
C338			C90-3646-05	ELECTRO		68
C339 ,340			CE04LW1C100M	ELECTRO		68
C341 ,342			CE04LW1H3R3M	ELECTRO		68
C343 ,344			CK73FB1H102K	CHIP C		68
C345			CC73FCH1H101J	CHIP C		68
C346			C90-3659-05	ELECTRO		68
C347			C90-3643-05	ELECTRO		68
C348			C90-3646-05	ELECTRO		68
C349			CK73FB1H103K	CHIP C		68
C350 ,351			C90-3717-05	ELECTRO		68
C352			CK73FB1H103K	CHIP C		68
C353 ,354			CE04LW1H3R3M	ELECTRO		68
C355 ,356			CK73FB1C104K	CHIP C		68
C357			CK73FB1H103K	CHIP C		68
C358			C90-3659-05	ELECTRO		68
C360 ,361			CC73FCH1H101J	CHIP C		68
C362			CK73FB1H103K	CHIP C		68
C363			CK45FF1H103Z	CERAMIC		68
C365 ,366			CC73FCH1H221J	CHIP C		68
C367			CK73EB1H103K	CHIP C		68
C368 ,369			CK73FB1H103K	CHIP C		68
C370			CK73FB1H102K	CHIP C		68
C371			CK73FF1C105Z	CHIP C		68
C372			CK73FB1H103K	CHIP C		68
C373			CC73FCH1H101J	CHIP C		68
C374 ,375			CC73ECH1H470J	CHIP C		68
C376			CK73FB1H102K	CHIP C		68
C377			CC73FCH1H101J	CHIP C		68
C378			CK73FF1C105Z	CHIP C		68

L : Scandinavia K : USA P : Canada R : Mexico C : China I : Malaysia
Y : PX(Far East, Hawaii) T : Europe E : Europe G : Germany V : China (Shanghai)
Y : AAFES(Europe) X : Australia Q : Russia H : Korea M : Other Areas Δ indicates safety critical components.

PARTS LIST

RXD-652/702/752/772S/852/A81/A601/A701

* New Parts

Parts without **Parts No.** are not supplied.Les articles non mentionnés dans le **Parts No.** ne sont pas fournis.Teile ohne **Parts No.** werden nicht geliefert.

15

Ref. No	Add- ress	New Parts	Parts No.	Description	Desti- nation	Re- marks
C379			CC73FCH1H101J	CHIP C	100PF	J
C380			CC73FCH1H470J	CHIP C	47PF	J
C381			CC73FCH1H101J	CHIP C	100PF	J
C381			CK73FB1H102K	CHIP C	1000PF	K
C382			CC73FCH1H101J	CHIP C	100PF	J
C383,384			CK73FB1H103K	CHIP C	0.010UF	K
C385,386			C91-0757-05	CERAMIC	1000PF	K
C390			C90-3659-05	ELECTRO	22UF	16WV
C391			CK73FB1H103K	CHIP C	0.010UF	K
C392,393			CC73FCH1H101J	CHIP C	100PF	J
C394			C91-0757-05	CERAMIC	1000PF	K
C395			CK73EB1H103K	CHIP C	0.010UF	K
C396			CK73FB1C104K	CHIP C	0.10UF	K
C501			C90-3643-05	ELECTRO	100UF	10WV
C502			CC73FCH1H680J	CHIP C	68PF	J
C503			CK73FB1H103K	CHIP C	0.010UF	K
C504			C90-3643-05	ELECTRO	100UF	10WV
C505			CK73FB1E333KTA	CHIP C	0.033UF	K
C506			C90-3640-05	ELECTRO	470UF	6.3WV
C507			CC73FCH1H471J	CHIP C	470PF	J
C508			CK73FB1C104K	CHIP C	0.10UF	K
C509			CE04EW1C471M	ELECTRO	470UF	16WV
C510			CC73FCH1H101J	CHIP C	100PF	J
C511			CK73FB1C104K	CHIP C	0.10UF	K
C512			CK73FB1H102K	CHIP C	1000PF	K
C513			CK73FB1C104K	CHIP C	0.10UF	K
C514			C90-3643-05	ELECTRO	100UF	10WV
C515,516			CC73FCH1H470J	CHIP C	47PF	J
C515,516			CC73FCH1H470J	CHIP C	47PF	J
C517			C90-3643-05	ELECTRO	100UF	10WV
C518			C90-3643-05	ELECTRO	100UF	10WV
C519			CK73FB1E473KTA	CHIP C	0.047UF	K
C520			CK73FB1H152K	CHIP C	1500PF	K
C521			CK73FB1H103K	CHIP C	0.010UF	K
C522			CK73FB1H332K	CHIP C	3300PF	K
C523			CE04HW1HR47M	NP-ELEC	0.47UF	50WV
C524			CC73FCH1H221J	CHIP C	220PF	J
C525			CK73FB1H223K	CHIP C	0.022UF	K
C526			CC73FCH1H221J	CHIP C	220PF	J
C527			CK45FF1H103Z	CERAMIC	0.010UF	Z
C528			CK73FB1C104K	CHIP C	0.10UF	K
C530			CK73FB1C104K	CHIP C	0.10UF	K
C530			CK73FB1C104K	CHIP C	0.10UF	K
C531,532			CQ93FMG1H821J	MYLAR	820PF	J
C533,534			CQ92FM1H151K	MYLAR	150PF	K
C535,536			CQ93FMG1H821J	MYLAR	820PF	J
C537			CK73FB1H103K	CHIP C	0.010UF	K
C538			CE04LW1C101M	ELECTRO	100UF	16WV
C541,542			CK73FF1C105Z	CHIP C	1.0UF	Z
C543-546			CK73FB1C104K	CHIP C	0.10UF	K
C547			CK73EB1H103K	CHIP C	0.010UF	K
C548			CK45FF1H103Z	CERAMIC	0.010UF	Z
C549			CQ93FMG1H473J	MYLAR	0.047UF	J

L : Scandinavia K : USA P : Canada R : Mexico C : China I : Malaysia

Y : PX(Far East, Hawaii) T : Europe E : Europe G : Germany V : China (Shanghai)

Y : AAFES(Europe) X : Australia Q : Russia H : Korea M : Other Areas Δ indicates safety critical components.

* New Parts

Parts without **Parts No.** are not supplied.Les articles non mentionnés dans le **Parts No.** ne sont pas fournis.Teile ohne **Parts No.** werden nicht geliefert.

15

Ref. No	Add- ress	New Parts	Parts No.	Description	Desti- nation	Re- marks
CN2			E40-8122-05	FLAT CABLE CONNECTOR		
CN3			E40-8320-05	PIN ASSY		
CN4			E40-4908-05	FLAT CABLE CONNECTOR		
CN5			E40-4920-05	FLAT CABLE CONNECTOR		
CN5			E40-8332-05	FLAT CABLE CONNECTOR		
J1			E63-1037-05	PHONO JACK		
J2			E20-0321-05	LOCK TERMINAL BOARD(2P,F)		
E6			J11-0809-05	WIRE CLAMPER		
L201			L40-1001-17	SMALL FIXED INDUCTOR(10UH,K)	TEE1Q	
L302			L92-0017-05	FERRITE CORE	KP	68
L501-503			L40-1001-17	SMALL FIXED INDUCTOR(10UH,K)	TEE1Q	
X1			L78-0294-05	RESONATOR (10.000M)		
X2			L77-2173-05	CRYSTAL RESONATOR(32.768KHZ)		
X3			L77-2002-05	CRYSTAL RESONATOR(4.332MHZ)	TEE1Q	
X301		*	L77-2250-05	CRYSTAL RESONATOR(33.8688MHZ)		68
X501			L77-2190-05	CRYSTAL RESONATOR(16.9344MHZ)	TEE1Q	
X501			L77-2190-05	CRYSTAL RESONATOR(16.9344MHZ)	YMM1X	
X501			L78-0299-05	RESONATOR (16.93M)	KP	
R1 ,2			RK73FB2A102J	CHIP R	1.0K	J 1/10W
R3 ,4			RK73FB2A104J	CHIP R	100K	J 1/10W
R5 ,6			RK73FB2A102J	CHIP R	1.0K	J 1/10W
R7 ,8			RK73FB2A104J	CHIP R	100K	J 1/10W
R14			RK73FB2A821J	CHIP R	820	J 1/10W
R21			RK73FB2A393J	CHIP R	39K	J 1/10W
R22			RK73FB2A183J	CHIP R	18K	J 1/10W
R23			RK73FB2A102J	CHIP R	1.0K	J 1/10W
Δ R27 ,28			RD14NB2E151J	RD	150	J 1/4W
Δ R29			RD14NB2E221J	RD	220	J 1/4W
R35 ,36			RK73FB2A473J	CHIP R	47K	J 1/10W
R37			RK73FB2A223J	CHIP R	22K	J 1/10W
R38			RK73FB2A472J	CHIP R	4.7K	J 1/10W
R43 -45			RK73FB2A472J	CHIP R	4.7K	J 1/10W
R46 ,47			RK73FB2A473J	CHIP R	47K	J 1/10W
R52			RK73FB2A472J	CHIP R	4.7K	J 1/10W
R61 -64			RK73FB2A102J	CHIP R	1.0K	J 1/10W
R80			RK73FB2A102J	CHIP R	1.0K	J 1/10W
R114			RK73FB2A471J	CHIP R	470	J 1/10W
R115			RK73FB2A221J	CHIP R	220	J 1/10W
R119			RK73FB2A221J	CHIP R	220	J 1/10W
R122-127			RK73FB2A221J	CHIP R	220	J 1/10W
R129			RK73FB2A221J	CHIP R	220	J 1/10W
R131			RK73FB2A475J	CHIP R	4.7M	J 1/10W
R132			RK73FB2A104J	CHIP R	100K	J 1/10W
R139			RK73FB2A103J	CHIP R	10K	J 1/10W
R159			RK73FB2A562J	CHIP R	5.6K	J 1/10W
Δ R165			RD14NB2E681J	RD	680	J 1/4W
R195,196			RK73FB2A104J	CHIP R	100K	J 1/10W
R207-209			RK73FB2A101J	CHIP R	100	J 1/10W
R213			RK73FB2A222J	CHIP R	2.2K	J 1/10W
Δ R216			RD14NB2E2R2J	RD	2.2	J 1/4W
R221,222			RK73FB2A472J	CHIP R	4.7K	J 1/10W
R221,222			RK73FB2A472J	CHIP R	4.7K	J 1/10W
R301,302			RK73FB2A223J	CHIP R	22K	J 1/10W

L : Scandinavia K : USA P : Canada R : Mexico C : China I : Malaysia

Y : PX(Far East, Hawaii) T : Europe E : Europe G : Germany V : China (Shanghai)

Y : AAFES(Europe) X : Australia Q : Russia H : Korea M : Other Areas Δ indicates safety critical components.

* New Parts
Parts without **Parts No.** are not supplied.
Les articles non mentionnés dans le **Parts No.** ne sont pas fournis.
Teile ohne **Parts No.** werden nicht geliefert.

17

Ref. No	Add-ress	New Parts	Parts No.	Description	Desti-nation	Re-marks
R303,304			RK73FB2A153J	CHIP R 15K J 1/10W		68
R305			RK73FB2A333J	CHIP R 33K J 1/10W		68
R306			RD14BB2C333J	RD 33K J 1/6W		68
R307			RK73FB2A105J	CHIP R 1.0M J 1/10W		68
R308			RD14BB2C105J	RD 1.0M J 1/6W		68
R309,310			RD14BB2C332J	RD 3.3K J 1/6W		68
R311-314			RK73FB2A103J	CHIP R 10K J 1/10W		68
R315,316			RK73FB2A123J	CHIP R 12K J 1/10W		68
R317,318			RK73FB2A103J	CHIP R 10K J 1/10W		68
R321,322			RK73FB2A104J	CHIP R 100K J 1/10W		68
R323,324			RK73FB2A122J	CHIP R 1.2K J 1/10W		68
R325			RD14BB2C562J	RD 5.6K J 1/6W		68
R326			RK73FB2A562J	CHIP R 5.6K J 1/10W		68
R327,328			RK73FB2A822J	CHIP R 8.2K J 1/10W		68
R329,330			RK73FB2A473J	CHIP R 47K J 1/10W		68
R331,332			RK73FB2A104J	CHIP R 100K J 1/10W		68
R333-336			RD14BB2C101J	RD 100 J 1/6W		68
R337			RK73FB2A104J	CHIP R 100K J 1/10W		68
R339,340			RK73FB2A333J	CHIP R 33K J 1/10W		68
R341,342			RK73FB2A132J	CHIP R 1.3K J 1/10W		78
R341,342			RK73FB2A153J	CHIP R 15K J 1/10W		6
R343,344			RK73FB2A104J	CHIP R 100K J 1/10W		6
R345,346			RK73FB2A512J	CHIP R 5.1K J 1/10W		6
R347,348			RD14BB2C102J	RD 1.0K J 1/6W		68
R349			RD14BB2C472J	RD 4.7K J 1/6W		68
R352			RK73FB2A101J	CHIP R 100 J 1/10W		7
R352			RK73FB2A102J	CHIP R 1.0K J 1/10W		68
R355			RK73FB2A222J	CHIP R 2.2K J 1/10W		6
R358			RK73FB2A224J	CHIP R 220K J 1/10W		6
R359			RK73FB2A751J	CHIP R 750 J 1/10W		68
R360			RK73FB2A101J	CHIP R 100 J 1/10W		68
R361			RK73FB2A153J	CHIP R 15K J 1/10W		68
R362			RK73FB2A473J	CHIP R 47K J 1/10W		78
R363			RK73FB2A473J	CHIP R 47K J 1/10W		78
R364			RK73FB2A472J	CHIP R 4.7K J 1/10W		78
R365			RK73FB2A473J	CHIP R 47K J 1/10W		Q
R366			RK73FB2A473J	CHIP R 47K J 1/10W		6
R367			RK73FB2A473J	CHIP R 47K J 1/10W		68
R368			RK73FB2A473J	CHIP R 47K J 1/10W		68
R369			RK73FB2A103J	CHIP R 10K J 1/10W		68
R370			RD14NB2E1R0J	RD 1 J 1/4W		68
R371,372			RK73FB2A681J	CHIP R 680 J 1/10W		6
R373,374			RK73FB2A681J	CHIP R 680 J 1/10W		78
R377			RK73FB2A472J	CHIP R 4.7K J 1/10W		68
R378			RK73FB2A224J	CHIP R 220K J 1/10W		68
R379			RK73FB2A222J	CHIP R 2.2K J 1/10W		68
R380			RD14BB2C222J	RD 2.2K J 1/6W		68
R381,382			RK73FB2A153J	CHIP R 15K J 1/10W		68
R384			RK73FB2A561J	CHIP R 560 J 1/10W		68
R385			RD14BB2C1R0J	RD 1 J 1/6W		Q
R388			RD14BB2C100J	RD 10 J 1/6W		Q
R501			RK73FB2A224J	CHIP R 220K J 1/10W		68
R502-505			RK73FB2A683J	CHIP R 68K J 1/10W		68
R508			RK73FB2A100J	CHIP R 10 J 1/10W		68
R509			RK73FB2A473J	CHIP R 47K J 1/10W		68

L : Scandinavia K : USA P : Canada R : Mexico C : China I : Malaysia
Y : PX(Far East, Hawaii) T : Europe E : Europe G : Germany V : China (Shanghai)
Y : AAFES(Europe) X : Australia Q : Russia H : Korea M : Other Areas Δ indicates safety critical components.

* New Parts
Parts without **Parts No.** are not supplied.
Les articles non mentionnés dans le **Parts No.** ne sont pas fournis.
Teile ohne **Parts No.** werden nicht geliefert.

18

Ref. No	Add-ress	New Parts	Parts No.	Description	Desti-nation	Re-marks
R510			RK73FB2A103J	CHIP R 10K J 1/10W		
R511			RK73FB2A152J	CHIP R 1.5K J 1/10W		
R513,514			RK73FB2A103J	CHIP R 10K J 1/10W		
R515,516			RK73FB2A101J	CHIP R 100 J 1/10W		
R518			RK73FB2A153J	CHIP R 15K J 1/10W		
R522			RK73FB2A103J	CHIP R 10K J 1/10W		
R523			RK73FB2A472J	CHIP R 4.7K J 1/10W		
R525			RK73FB2A474J	CHIP R 470K J 1/10W		
R526			RK73FB2A105J	CHIP R 1.0M J 1/10W		
R529			RK73FB2A473J	CHIP R 47K J 1/10W		
R534			RK73FB2A471J	CHIP R 470 J 1/10W		
R535			RK73FB2A105J	CHIP R 1.0M J 1/10W		
R537			RK73FB2A561J	CHIP R 560 J 1/10W		TEE1Q
R537			RK73FB2A561J	CHIP R 560 J 1/10W		YMM1X
R538			RK73FB2A221J	CHIP R 220 J 1/10W		TEE1Q
R538			RK73FB2A221J	CHIP R 220 J 1/10W		YMM1X
R539			RK73FB2A1R0J	CHIP R 1 J 1/10W		
R540,541			RK73FB2A332J	CHIP R 3.3K J 1/10W		
R542			RK73FB2A103J	CHIP R 10K J 1/10W		
R543			RK73FB2A105J	CHIP R 1.0M J 1/10W		
R544			RK73FB2A104J	CHIP R 100K J 1/10W		
R545			RK73FB2A333J	CHIP R 33K J 1/10W		
R547			RK73FB2A153J	CHIP R 15K J 1/10W		
R548			RK73FB2A104J	CHIP R 100K J 1/10W		
R551			RK73FB2A472J	CHIP R 4.7K J 1/10W		
Δ R553			RD14NB2E2R2J	RD 2.2 J 1/4W		
R555			RK73FB2A822J	CHIP R 8.2K J 1/10W		
R556			RK73FB2A103J	CHIP R 10K J 1/10W		
R557			RK73FB2A432J	CHIP R 4.3K J 1/10W		
R558			RK73FB2A512J	CHIP R 5.1K J 1/10W		
R559			RK73FB2A103J	CHIP R 10K J 1/10W		
R560			RK73FB2A224J	CHIP R 220K J 1/10W		
R561,562			RK73FB2A912J	CHIP R 9.1K J 1/10W		
R563-566			RK73FB2A103J	CHIP R 10K J 1/10W		
R569,570			RK73FB2A220J	CHIP R 22 J 1/10W		
R574			RK73FB2A101J	CHIP R 100 J 1/10W		
R575-578			RK73FB2A100J	CHIP R 10 J 1/10W		
R580			RK73FB2A472J	CHIP R 4.7K J 1/10W		
VR1			R32-0038-05	SEMI FIXED VARIABLE RESISTOR		
W225			R92-0670-05	CHIP R 0 OHM		Q1E3E4
W225			R92-0670-05	CHIP R 0 OHM		Q2
W225			R92-0670-05	CHIP R 0 OHM		T1E1E2
W233			R92-0670-05	CHIP R 0 OHM		Q1E3E4
W233			R92-0670-05	CHIP R 0 OHM		Q2
W233			R92-0670-05	CHIP R 0 OHM		T1E1E2
D1 -4			HSS104A	DIODE		
D1 -4			1SS133	DIODE		
D6 ,7			HZS7.5N(B2)	ZENER DIODE		
D6 ,7			MTZJ7.5(B)	ZENER DIODE		
D8			HZS3.9N(B2)	ZENER DIODE		
D8			MTZJ3.9(B)	ZENER DIODE		
D11 ,12			RB721Q	DIODE		
D13 ,14			HSS104A	DIODE		
D13 ,14			1SS133	DIODE		
D16			DAP202U	DIODE		

L : Scandinavia K : USA P : Canada R : Mexico C : China I : Malaysia
Y : PX(Far East, Hawaii) T : Europe E : Europe G : Germany V : China (Shanghai)
Y : AAFES(Europe) X : Australia Q : Russia H : Korea M : Other Areas Δ indicates safety critical components.

RXD-652/702/752/772S/852/A81/A601/A701
 PARTS LIST

* New Parts

Parts without **Parts No.** are not supplied.
Les articles non mentionnés dans le **Parts No.** ne sont pas fournis.
Teile ohne **Parts No.** werden nicht geliefert.

19

Ref. No	Add-ress	New Parts	Parts No.	Description	Desti-nation	Re-marks
D16			MA142WA	DIODE		
D16			1SS300	DIODE		
D301,302			RB721Q	DIODE		68
D303			HZS5.6N(B2)	ZENER DIODE		68
D303			MTZJ5.6(B)	ZENER DIODE		68
D501,502			HSS104A	DIODE		
D501,502			1SS133	DIODE		
D504			DAN202U	DIODE		
D504			MA142WK	DIODE		
D504			1SS301	DIODE		
IC1		*	M30622MC-526FP	MI-COM IC		
IC2			M62492FP	MOS-IC	TEE1Q	
IC3			SAA6579T/R	ANALOGUE IC		
IC4			S-80840ANY	ANALOGUE IC		
IC5			CXA1571M	ANALOGUE IC		
IC6			BA5979S	ANALOGUE IC		
IC7			CXD2587Q	MOS-IC		
IC8_9			TA8409S	MOS-IC		
IC10			CXD2718Q	MOS-IC		
IC11,12		*	NJM4565MD	IC(OP AMP X2)		68
IC13			NJM4565MD	IC(OP AMP X2)		68
IC14			BU2090F	ANALOGUE IC		
Q1			KTC3199(Y,GR)	TRANSISTOR		
Q1			2SC2785(F,E)	TRANSISTOR		
Q1			2SC3311A(Q,R)	TRANSISTOR		
Q2			2SB1412F5(Q,R)	TRANSISTOR	KPY	
Q2			2SB1412F5(Q,R)	TRANSISTOR	MM1X	
Q3			DTC124EUA	DIGITAL TRANSISTOR	KPY	
Q3			DTC124EUA	DIGITAL TRANSISTOR	MM1X	
Q3			UN5212	DIGITAL TRANSISTOR	KPY	
Q3			UN5212	DIGITAL TRANSISTOR	MM1X	
Q4_5			DTA113ZSA	DIGITAL TRANSISTOR		
Q4_5			UN4119	DIGITAL TRANSISTOR		
Q7			DTA143TUA	DIGITAL TRANSISTOR	TEE1Q	
Q7			UN5116	DIGITAL TRANSISTOR	TEE1Q	
Q8			DTC124EUA	DIGITAL TRANSISTOR		
Q8			UN5212	DIGITAL TRANSISTOR		
Q10			DTA113ZUA	DIGITAL TRANSISTOR		
Q10			UN5119	DIGITAL TRANSISTOR		
Q11,12			2SD2144S(U,V)	TRANSISTOR	TEE1Q	
Q301			DTA113ZUA	DIGITAL TRANSISTOR		6
Q301			UN5119	DIGITAL TRANSISTOR		6
Q302,303			2SC4213(B)	TRANSISTOR		68
Q304			2SC3940A(R,S)	TRANSISTOR		
Q305,306			2SC4213(B)	TRANSISTOR		
Q307			DTA113ZUA	DIGITAL TRANSISTOR		
Q307			UN5119	DIGITAL TRANSISTOR		
Q501			2SA954(L,K)	TRANSISTOR		
Q502			DTC113ZUA	DIGITAL TRANSISTOR		
Q502			UN5219	DIGITAL TRANSISTOR		
Q503			KTA1273	TRANSISTOR		
Q503			2SA1534A(R,S)	TRANSISTOR		
Q504			DTC113ZUA	DIGITAL TRANSISTOR		
Q504			UN5219	DIGITAL TRANSISTOR		
Q505			2SB1640	TRANSISTOR		

L : Scandinavia K : USA P : Canada R : Mexico C : China I : Malaysia
Y : PX(Far East, Hawaii) T : Europe E : Europe G : Germany V : China (Shanghai)
Y : AAFES(Europe) X : Australia Q : Russia H : Korea M : Other Areas Δ indicates safety critical components.

* New Parts

Parts without **Parts No.** are not supplied.
Les articles non mentionnés dans le **Parts No.** ne sont pas fournis.
Teile ohne **Parts No.** werden nicht geliefert.

20

Ref. No	Add-ress	New Parts	Parts No.	Description	Desti-nation	Re-marks
A1			W02-2673-05	TUNER ASSY		
A1			W02-2674-05	TUNER ASSY		
A1			W02-2675-05	TUNER ASSY		
A1			W02-2676-05	TUNER ASSY		7
A1			W02-2685-05	TUNER ASSY		7
A501			W02-1114-05	OSCILLATING MODULE	TEE1Q	
A501			W02-1114-05	OSCILLATING MODULE	YMM1X	
DISPLAY UNIT (X14-498X-XX)						
D51_52			B30-2546-05	LED(RED3(80))		
D53		*	B30-2548-05	LED(GRN5(80),HI B)		78
D54_58			B30-2547-05	LED(RED5(80),HI B)		
D59_64			B30-2546-05	LED(RED3(80))	TEE1Q	
D65_67		*	B30-2548-05	LED(GRN5(80),HI B)		78
D70			B30-2548-05	LED(GRN5(80),HI B)		78
D81			B30-2547-05	LED(RED5(80),HI B)		68
D82_84			B30-2546-05	LED(RED3(80))		68
C1_2			CQ93FMG1H103J	MYLAR 0.010UF J		
C51			C91-0769-05	CERAMIC 0.010UF K		
C52_53			C91-0757-05	CERAMIC 1000PF K		
C55			C91-0769-05	CERAMIC 0.010UF K		
C56			C91-0745-05	CERAMIC 100PF K		
C57_58			C91-0757-05	CERAMIC 1000PF K		
C59_60			CK45FB1H102K	CERAMIC 1000PF K		
C62_63			CK45FB1H102K	CERAMIC 1000PF K		68
C62_63			CK45FB1H102K	CERAMIC 1000PF K	TEE1Q	7
C64			CK45FF1H103Z	CERAMIC 0.010UF Z		68
C64			CK45FF1H103Z	CERAMIC 0.010UF Z	TEE1Q	7
C65			C90-3714-05	ELECTRO 47UF 10WV		
C66_67			CK45FB1H102K	CERAMIC 1000PF K		
C68_69			C91-0757-05	CERAMIC 1000PF K		
C70			C90-3258-05	ELECTRO 10UF 50WV		
C72_73			C90-3253-05	ELECTRO 1.0UF 50WV		
C74			C90-3258-05	ELECTRO 10UF 50WV		
C75			C91-0757-05	CERAMIC 1000PF K		
C76			C90-3212-05	ELECTRO 47UF 6.3WV		
CN1			E40-8333-05	FLAT CABLE CONNECTOR		
CN3			E40-3262-05	PIN ASSY		
J1			E11-0280-05	PHONE JACK		
-		*	J19-5960-13	HOLDER		
R1_2			RD14NB2E100J	RD 10 J 1/4W		
R70			RD14BB2C103J	RD 10K J 1/6W		78
R71			RD14BB2C103J	RD 10K J 1/6W		68
R76			RD14BB2C331J	RD 330 J 1/6W		78
R94_95			RD14BB2C101J	RD 100 J 1/6W		68
R110			RD14BB2C331J	RD 330 J 1/6W		78
R126-128			RD14BB2C121J	RD 120 J 1/6W		78
R152-155			RD14BB2C331J	RD 330 J 1/6W		68
S1_26		*	S70-0051-05	TACT SWITCH		
S27			T99-0602-05	ROTARY ENCODER		
S28_29			T99-0615-05	ROTARY ENCODER		
D1			HZS6.2N(B2)	ZENER DIODE		

L : Scandinavia K : USA P : Canada R : Mexico C : China I : Malaysia
Y : PX(Far East, Hawaii) T : Europe E : Europe G : Germany V : China (Shanghai)
Y : AAFES(Europe) X : Australia Q : Russia H : Korea M : Other Areas Δ indicates safety critical components.

* New Parts

Parts without **Parts No.** are not supplied.
Les articles non mentionnés dans le **Parts No.** ne sont pas fournis.
Teile ohne **Parts No.** werden nicht geliefert.

21

Ref. No	Add-ress	New Parts	Parts No.	Description	Desti-nation	Re-marks
D1			MTZJ6.2(B)	ZENER DIODE		
D2 -4			HSS104A	DIODE		
D2 -4			1SS133	DIODE		
D71			HZS5.6N(B2)	ZENER DIODE		6
D71			HZS6.2N(B2)	ZENER DIODE		78
D71			MTZJ5.6(B)	ZENER DIODE		6
D71			MTZJ6.2(B)	ZENER DIODE		78
ED1			BJ665GK	INDICATOR TUBE		6
ED1			SVA-15MM13	INDICATOR TUBE		78
IC51			M66004SP	MOS-IC		
IC52			BU2090	ANALOGUE IC		
IC53			BU2090	ANALOGUE IC	TEE1Q	68
IC53			BU2090	ANALOGUE IC		7
Q1 -4			KTC3199(Y,GR)	TRANSISTOR		
Q1 -4			2SC2785(F,E)	TRANSISTOR		
Q8 ,9			DTC124ESA	DIGITAL TRANSISTOR		
Q8 ,9			UN4212	DIGITAL TRANSISTOR		
A1			W02-2561-05	ELECTRIC CIRCUIT MODULE		
RECORD/PLAYBACK UNIT (X28-298X-XX)						
C1 -4			CK45FB1H471K	CERAMIC		
C5 ,6			CQ93FMG1H103J	MYLAR		
C7 ,8			CE04HW1H2R2M	NP-ELEC		6
C9 ,10			C90-3715-05	ELECTRO		6
C11 ,12			CE04HW1H2R2M	NP-ELEC		78
C13 ,14			C90-3681-05	ELECTRO		78
C15 ,16			CQ93FMG1H224J	MYLAR		78
C17 ,18			CQ93FMG1H332J	MYLAR		78
C19 ,20			C90-3681-05	ELECTRO		78
C21 ,22			CK45FB1H682K	CERAMIC		78
C23 ,24			CC45FSL1H271J	MYLAR		6
C25 ,26			C90-3658-05	ELECTRO		78
C27 ,28			C90-3680-05	ELECTRO		
C29 ,30			C90-3681-05	ELECTRO		
C31 ,32			C90-3658-05	ELECTRO		
C33 -36			CC45FSL1H221J	CERAMIC		
C51			C90-3658-05	ELECTRO		
C52			C90-3650-05	ELECTRO		
C53			C90-3650-05	ELECTRO		6
C54			C90-3650-05	ELECTRO		78
C55			C90-3658-05	ELECTRO		
C56			C90-3650-05	ELECTRO		
C57			C90-3659-05	ELECTRO		
C58			C90-3680-05	ELECTRO		78
C59			C90-3659-05	ELECTRO		7
C60			C90-3680-05	ELECTRO		
C61			CK45FB2H471K	CERAMIC	TQ	
C62			CQ93HP2A562J	MYLAR		
C63			C90-3658-05	ELECTRO		
C64			CQ93FMG1H103J	MYLAR		
C65 ,66			CQ93FMG1H562J	MYLAR		
C67			CQ93FMG1H103J	MYLAR		
C68			CK45FB1H471K	CERAMIC		
C69			CK45FF1H103Z	CERAMIC		
C70			CC45FSL1H221J	CERAMIC		7

L : Scandinavia K : USA P : Canada R : Mexico C : China I : Malaysia
Y : PX(Far East, Hawaii) T : Europe E : Europe G : Germany V : China (Shanghai)
Y : AAFES(Europe) X : Australia Q : Russia H : Korea M : Other Areas Δ indicates safety critical components.

* New Parts

Parts without **Parts No.** are not supplied.
Les articles non mentionnés dans le **Parts No.** ne sont pas fournis.
Teile ohne **Parts No.** werden nicht geliefert.

22

Ref. No	Add-ress	New Parts	Parts No.	Description	Desti-nation	Re-marks
C71			C90-3658-05	ELECTRO		7
C72			C90-3650-05	ELECTRO		7
C73			CQ93FMG1H332J	MYLAR		7
C74			C90-3680-05	ELECTRO		7
C75			CC45FSL1H221J	CERAMIC		7
C76			C90-3658-05	ELECTRO		7
C77			C90-3680-05	ELECTRO		7
C78 ,79			CK45FF1H223Z	CERAMIC		
C80			CE04LW1V330M	ELECTRO		
C100			CF92FV1H105J	MF-C		
CN1			E40-3269-05	PIN ASSY		
CN3			E40-8252-05	FLAT CABLE CONNECTOR		
CN5			E40-8375-05	FLAT CABLE CONNECTOR		
E1 -3			J11-0808-05	WIRE CLAMPER		
L1 ,2			L40-1035-20	SMALL FIXED INDUCTOR(10MH,J)		
L3 ,4			L79-1242-05	LC FILTER		7
L5			L32-1006-05	BIAS OSCILATING COIL		
L6			L40-1001-17	SMALL FIXED INDUCTOR(10UH,K)		
Δ R51 ,52			RD14NB2E100J	RD	10 J 1/4W	
Δ R53			RD14NB2E100J	RD	10 J 1/4W	78
R54			RD14NB2E100J	RD	10 J 1/4W	6
Δ R55			RD14NB2E100J	RD	10 J 1/4W	
R56			RD14NB2E102J	RD	1.0K J 1/4W	
R71			RD14NB2E152J	RD	1.5K J 1/4W	
R97 ,98			RD14BB2C103J	RD	10K J 1/6W	78
R99			RD14BB2C224J	RD	220K J 1/6W	78
R100			RD14BB2C332J	RD	3.3K J 1/6W	78
R101			RD14BB2C104J	RD	100K J 1/6W	78
R102			RD14BB2C103J	RD	10K J 1/6W	78
R103			RD14BB2C472J	RD	4.7K J 1/6W	78
R104			RD14BB2C332J	RD	3.3K J 1/6W	78
R105			RD14BB2C102J	RD	1.0K J 1/6W	78
Δ R106			RD14NB2E471J	RD	470 J 1/4W	78
R125			RD14BB2C103J	RD	10K J 1/6W	78
R130			RD14BB2C104J	RD	100K J 1/6W	78
VR1 ,2			R32-0031-05	SEMI FIXED VARIABLE RESISTOR		
VR3 ,4			R32-0042-05	SEMI FIXED VARIABLE RESISTOR		
VR5			R32-0036-05	SEMI FIXED VARIABLE RESISTOR		
VR7 ,8			R32-0031-05	SEMI FIXED VARIABLE RESISTOR		
D1 -4			HSS104A	DIODE		
D1 -4			1SS133	DIODE		
D5			HZS5.6N(B2)	ZENER DIODE		
D5			MTZJ5.6(B)	ZENER DIODE		
D6 ,7			HSS104A	DIODE		78
D6 ,7			1SS133	DIODE		78
D8			HZS5.1N(B2)	ZENER DIODE		78
D8			MTZJ5.1(B)	ZENER DIODE		78
D9 ,10			HSS104A	DIODE		
D9 ,10			1SS133	DIODE		
IC1			HA12219NT	ANALOGUE IC		
IC2			HA12136A	ANALOGUE IC		7
IC3			BA3126N	ANALOGUE IC		
IC4			HD74HC166P	MOS-IC		

L : Scandinavia K : USA P : Canada R : Mexico C : China I : Malaysia
Y : PX(Far East, Hawaii) T : Europe E : Europe G : Germany V : China (Shanghai)
Y : AAFES(Europe) X : Australia Q : Russia H : Korea M : Other Areas Δ indicates safety critical components.

PARTS LIST

RXD-652/702/752/772S/852/A81/A601/A701

* New Parts

Parts without **Parts No.** are not supplied.
Les articles non mentionnés dans le **Parts No.** ne sont pas fournis.
Teile ohne **Parts No.** werden nicht geliefert.

23

Ref. No	Add-ress	New Parts	Parts No.	Description	Desti-nation	Re-marks
IC4			TC74HC166AP	MOS-IC		
IC5			NJM4565L	ANALOGUE IC		6
IC6			NJM4565L	ANALOGUE IC		78
Q1			KTC3205	TRANSISTOR		
Q1			2SC3940A(R,S)	TRANSISTOR		
Q2 -5			DTC124ESA	DIGITAL TRANSISTOR		
Q2 -5			KRC103M	TRANSISTOR		
Q6			2SA1286-T11	TRANSISTOR		
Q7			DTC124ESA	DIGITAL TRANSISTOR		
Q7			KRC103M	TRANSISTOR		
Q8			2SA1286-T11	TRANSISTOR		
Q9			DTC124ESA	DIGITAL TRANSISTOR		
Q9			KRC103M	TRANSISTOR		
Q10			2SA1286-T11	TRANSISTOR		
Q11 ,12			KTC3199(Y,GR)	TRANSISTOR		
Q11 ,12			2SC2785(F,E)	TRANSISTOR		
Q13 ,14			2SC1845(F,E)	TRANSISTOR	TQ	
Q15			DTA124ESA	DIGITAL TRANSISTOR	TQ	
Q15			KRA103M	TRANSISTOR	TQ	
Q16			DTC124ESA	DIGITAL TRANSISTOR	TQ	
Q16			KRC103M	TRANSISTOR	TQ	
Q21			DTA124ESA	DIGITAL TRANSISTOR		
Q21			KRA103M	TRANSISTOR		
Q22			DTC124ESA	DIGITAL TRANSISTOR		
Q22			KRC103M	TRANSISTOR		
Q23 -26			KTC3199(Y,GR)	TRANSISTOR		
Q23 -26			2SC2785(F,E)	TRANSISTOR		
Q27 ,28			DTC124ESA	DIGITAL TRANSISTOR		
Q27 ,28			KRC103M	TRANSISTOR		
Q29			DTA124ESA	DIGITAL TRANSISTOR		
Q29			KRA103M	TRANSISTOR		
CD MECHANISM UNIT (D40-1500-05) : KCTB1H						
103	1B		D13-1763-04	GEAR (MIDDLE)		
104	1B		D13-1765-03	GEAR (DRIVING)		
106	2A		D10-3659-04	ROD (GUIDE)		
113	3A		E40-3264-05	PIN ASSY		
111	2A		J90-0844-03	GUIDE (RAIL)		
110	3A		S74-0065-05	LEAF SWITCH		
DM	2B		A11-1114-08	SUB CHASSIS ASSY		
FM	3B		T42-0872-08	FEED MOTOR ASSY		
PU	1A		T25-0050-05	PICKUP KCP1H		
CD MECHANISM UNIT (D40-1619-05) : MGC-E9001						
1	3D		A10-3478-08	CHASSIS		
6	3D		D10-3891-08	FRICTION ARM		
7	3D		D13-1940-08	GEAR		
8	3D		J31-0882-08	COLLAR(LOAD)		
9	2C		D13-1941-08	GEAR		
11	2C		D15-0418-08	PULLEY GEAR		
12	2C		D16-0731-08	DRIVE BELT		
13	1C		J99-0814-08	TRAY (SLIDE)		
14	2C		D13-1599-08	GEAR (IDLER)		
15	2D		G09-0670-08	WIRE SPRING		

L : Scandinavia K : USA P : Canada R : Mexico C : China I : Malaysia
Y : PX(Far East, Hawaii) T : Europe E : Europe G : Germany V : China (Shanghai)
Y : AAFES(Europe) X : Australia Q : Russia H : Korea M : Other Areas Δ indicates safety critical components.

* New Parts

Parts without **Parts No.** are not supplied.
Les articles non mentionnés dans le **Parts No.** ne sont pas fournis.
Teile ohne **Parts No.** werden nicht geliefert.

24

Ref. No	Add-ress	New Parts	Parts No.	Description	Desti-nation	Re-marks
20	2C		B30-2553-08	LED (SIR-34ST3F)		
21	2D		D13-1604-08	GEAR (HELICAL)		
22	1C		D10-3892-08	LOCK ARM		
23	1D		G01-3931-08	EXTENSION SPRING (BRAKE)		
24	1D		J90-0870-08	SENSOR GUIDE		
25	1D		T95-0162-08	PHOTO TRANSISTOR (RPT-38PB3F)		
27	1C		S33-1022-05	PUSH SWITCH (SPPB12)		
29	1C		J99-0815-08	TRAY (ROTARY)		
31	1D		J21-6729-08	CLAMPER BKT		
32	1D		T99-0613-08	MAGNET		
33	1D		J11-0846-08	CLAMPER		
34	2D		J19-5999-08	HOLDER		
35	2D		J02-1174-08	INSULATOR 37 BLUE		
36	2D		J02-1175-08	INSULATOR 25 GREEN		
38	2D		D10-3893-08	SLIDER (CAM)		
39	1C,3C		D14-0361-08	ROLLER (TRAY)		
40	1C,2C		S64-0044-08	LEVER SWITCH (SSS-23-3)		
45	2D,3D		E35-2366-08	FLAT CABLE (9P)		
46	2D,3D		E40-8419-08	FLAT CABLE CONNECTOR (9P)		
47	2D,3D		E35-2367-08	FLAT CABLE (16P)		
48	3D		E35-2368-08	WIRING HARNESS (6P)		
56	2D		RD14BB2C331J	CARBON FILM RESISTOR		
57	3D		G13-0521-08	CUSHION		
61	3D		E40-8106-08	PIN ASSY		
62	3D		E40-8420-08	FLAT CABLE CONNECTOR (33P)		
63	3D		E40-8421-08	FLAT CABLE CONNECTOR (16P)		
66	1D		G10-0500-08	CUSHION SHEET		
AA			N89-2614-45	SCREW (M2.6X14)		
AB			N09-3377-08	SCREW (SUB-L)		
AC			N89-2008-46	SCREW (M2X8)		
AD			N09-3141-08	SCREW (F)		
AE			N89-2608-46	SCREW (M2.6X8)		
AF			N09-3140-08	SCREW (E)		
AG			N09-3225-05	SCREW (A2)		
AH			N09-3369-08	SCREW (2.6X6)		
AJ			N09-5104-08	SCREW (A)		
AK			N09-3489-08	SCREW (J)		
AL			N19-1490-08	POLY WASHER (10X6.4X0.8)		
AM			N16-0026-46	SPRING WASHER		
LM	3C		T42-0949-08	MOTOR ASSY		
RTM	2D		T42-0950-08	MOTOR ASSY		
CASSETTE MECHANISM UNIT (D40-1618-05)						
401	1F		A10-3157-08	CHASSIS BASE		
405	1G		D01-0119-08	FLYWHEEL ASSY LEFT		
406	2G		D01-0205-08	FLYWHEEL ASSY RIGHT		
431	1F		D19-0310-08	CLUTCH ASSY		
489	2F		T94-0225-08	SOLENOID SHAFT		
491	1E		W02-2695-08	ELECTRIC UNIT		
BJ	1F		D16-0730-08	JOINT BLET		
BM	1G		D16-0371-08	MAIN BELT		
BR	2G		D16-0372-08	REEL BELT		
PF	2F		D14-0399-08	PINCH ROLLER ASSY (FWD)		
PR	2E		D14-0400-08	PINCH ROLLER ASSY (RVS)		

L : Scandinavia K : USA P : Canada R : Mexico C : China I : Malaysia
Y : PX(Far East, Hawaii) T : Europe E : Europe G : Germany V : China (Shanghai)
Y : AAFES(Europe) X : Australia Q : Russia H : Korea M : Other Areas Δ indicates safety critical components.

HOW TO READ THE PARTS LIST

Destination and Remarks columns have the abbreviation for the sale country and model.
 Letters in the destination mean the country. Numerals in the remarks do the model.
 Example: "K and P" show all models for USA and Canada, markets. "6" does all models of RXD-652,-652E, and -652W.

ABBREVIATION OF MODEL AND MASS PRODUCTION'S DESTINATIONS

MODEL	CNT ABB.	Australia X	Canada P	China C	England T	Europe E	Germany G	Korea H	Malaysia I
RXD-652	6	X	-	-	-	E	-	-	-
RXD-652E	6	-	-	-	-	E1	-	-	-
RXD-652W	6	-	-	-	-	-	-	-	-
RXD-A601	6	-	P	-	-	-	-	-	-
RXD-702	7	-	-	-	-	E	-	-	-
RXD-702E	7	-	-	-	-	E1	-	-	-
RXD-702W	7	-	-	-	-	-	-	-	-
RXD-752	7	X	-	-	T	E	-	-	-
RXD-752E	7	-	-	-	-	E1	-	-	-
RXD-752W	7	-	-	-	-	-	-	-	-
RXD-772S	7	-	-	-	-	-	-	-	-
RXD-A81	7	-	P	-	-	-	-	-	-
RXD-852	8	X	-	-	T	E	-	-	-
RXD-852E	8	-	-	-	-	E1	-	-	-
RXD-852W	8	-	-	-	-	-	-	-	-
RXD-A701	8	-	P	-	-	-	-	-	-
MODEL	CNT ABB.	Mexico R	PX/AAFES Y	Russia Q	Scandinavia L	Shanghai V	USA K	Other area M	
RXD-652	6	-	-	-	-	-	-	M	-
RXD-652E	6	-	-	-	-	-	-	-	-
RXD-652W	6	-	-	Q	-	-	-	-	-
RXD-A601	6	-	-	-	-	-	K	-	-
RXD-702	7	-	-	-	-	-	-	-	-
RXD-702E	7	-	-	-	-	-	-	-	-
RXD-702W	7	-	-	Q	-	-	-	-	-
RXD-752	7	-	Y	-	-	-	-	M	-
RXD-752E	7	-	-	-	-	-	-	-	-
RXD-752W	7	-	-	Q	-	-	-	-	-
RXD-772S	7	-	-	-	-	-	-	M1	-
RXD-A81	7	-	-	-	-	-	K	-	-
RXD-852	8	-	Y	-	-	-	-	M	-
RXD-852E	8	-	-	-	-	-	-	-	-
RXD-852W	8	-	-	Q	-	-	-	-	-
RXD-A701	8	-	-	-	-	-	K	-	-

* New Parts
 Parts without **Parts No.** are not supplied.
 Les articles non mentionnes dans le **Parts No.** ne sont pas fournis.
 Teile ohne **Parts No.** werden nicht geliefert.

25

Ref. No	Add- ress	New Parts	Parts No.	Description	Desti- nation	Re- marks
CC			N19-0904-08	WASHER		
CD			N19-0905-08	WASHER		
CE			N19-1214-08	WASHER		
MM	1F		T42-0948-08	MAIN MOTOR ASSY		
PH	2E		T31-0078-08	PLAYBACK HEAD		
RPEH	2E		T39-0038-08	REC/PLAYBACK/ERASE HEAD		

L : Scandinavia K : USA P : Canada R : Mexico C : China I : Malaysia
 Y : PX(Far East, Hawaii) T : Europe E : Europe G : Germany V : China (Shanghai)
 Y : AAFES(Europe) X : Australia Q : Russia H : Korea M : Other Areas Δ indicates safety critical components.

RXD-652/702/752/772S/852/A81/A601/A701
PARTS LIST

SPECIFICATIONS

Main unit

(XD-6...series, XD-8...series)

[Amplifier section]

(XD-6...series)

Rated output power during STEREO operation	
FRONT (1 kHz, 1.0 % T.H.D., 6 Ω)	
Two channels driven	55 W + 55 W
Effective output power during STEREO operation	
FRONT (1 kHz, 10 % T.H.D., 6 Ω)	
One channel driven	70 W + 70 W
Effective output power during SURROUND operation	
FRONT (1 kHz, 10 % T.H.D., 6 Ω)	
One channel driven	50 W + 50 W
CENTER (1 kHz, 10 % T.H.D., 6 Ω)	20 W
SURROUND (1 kHz, 10 % T.H.D., 12 Ω)	
One channel driven	10 W + 10 W
Signal to noise ratio	
MD/DVD INPUT	90 dB (IHF' 66)
Input sensitivity / impedance	
MD/DVD INPUT	380 mV / 47 kΩ
Output level / impedance	
SUPER WOOFER PREOUT	1.6 V / 620 Ω
MD REC OUTPUT (CD, 0 dB)	1.0 V / 10 kΩ

(XD-8...series)

Rated output power during STEREO operation	
FRONT (1 kHz, 1.0 % T.H.D., 6 Ω)	
Two channels driven	80 W + 80 W
Effective output power during STEREO operation	
FRONT (1 kHz, 10 % T.H.D., 6 Ω)	
One channel driven	100 W + 100 W
Effective output power during SURROUND operation	
FRONT (1 kHz, 10 % T.H.D., 6 Ω)	
One channel driven	70 W + 70 W
CENTER (1 kHz, 10 % T.H.D., 6 Ω)	30 W
SURROUND (1 kHz, 10 % T.H.D., 12 Ω)	
One channel driven	15 W + 15 W
Signal to noise ratio	
MD/DVD INPUT	90 dB (IHF' 66)
Input sensitivity / impedance	
MD/DVD INPUT	380 mV / 47 kΩ
Output level / impedance	
SUPER WOOFER PREOUT	2.0 V / 620 Ω
MD REC OUTPUT (CD, 0 dB)	1.0 V / 10 kΩ

[Tuner section]

FM tuner section	
Tuning frequency range	87.5 MHz ~ 108 MHz
(For Russia)	65.0 MHz ~ 74.0 MHz
AM (MW) Tuner section	
Tuning frequency range	
(For U.K., Europe and Russia)	531 kHz ~ 1,602 kHz
(Other countries)	
9 kHz step	531 kHz ~ 1,602 kHz
10 kHz step	530 kHz ~ 1,610 kHz
LW Tuner section (For U.K. and Russia)	
Tuning frequency range	153 kHz ~ 279 kHz

[Cassette deck section]

Track	4-track, 2-channel stereo
Recording system	AC bias system
	(Frequency: 105 kHz)
Heads	
A deck : Playback head	1
B deck : Playback/ recording head	1
Erasing head	1
Fast winding time	Approx. 115 seconds
	(C-60 tape)

[CD player section]

Laser	Semiconductor laser
Wow & Flutter	Less than unmeasurable Limit
Digital output (Optical)	- 15 dBm ~ - 21 dBm
	(Wave length 660 nm)

[General]

(XD-6...series)

Power consumption	160 W
Dimensions	W : 280 mm
	H : 330 mm
	D : 386 mm
Weight (net)	10.1 kg

(XD-8...series)

Power consumption	190 W
Dimensions	W : 280 mm
	H : 330 mm
	D : 386 mm
Weight (net)	11.1 kg



- 1.KENWOOD follows a policy of continuous advancements in development. For this reason specifications may be changed without notice.
- 2.Sufficient performance may not be possible at very low temperatures (0°C or less).

RXD-652/702/752/772S/852/A81/A601/A701

SPECIFICATIONS

Main unit

(XD-7...series)

[Amplifier section]

Rated output power during STEREO operation
FRONT (1 kHz, 1.0 % T.H.D., 6 Ω)
Two channel driven 80 W + 80 W

Effective output power during STEREO operation
FRONT (1 kHz, 10 % T.H.D., 6 Ω)
One channel driven 100 W + 100 W

Effective output power during SUPER WOOFER operation
FRONT (1 kHz, 10 % T.H.D., 6 Ω)
One channel driven 100 W + 100 W

SUPER WOOFER (60 Hz, 10 % T.H.D., 6 Ω)
One channel driven 100 W + 100 W

Signal to noise ratio
MD/DVD INPUT 90 dB (IHF' 66)

Input sensitivity / impedance
MD/DVD INPUT 380 mV / 47 kΩ

Output level / impedance
MD REC OUTPUT (CD, 0 dB) 1.0 V / 10 kΩ

[Tuner section]

FM tuner section
Tuning frequency range 87.5 MHz ~ 108 MHz
(For Russia) 65.0 MHz ~ 74.0 MHz

AM (MW) Tuner section

Tuning frequency range
(For U.K., Europe and Russia) 531 kHz ~ 1,602 kHz
(Other countries)
9 kHz step 531 kHz ~ 1,602 kHz
10 kHz step 530 kHz ~ 1,610 kHz

LW Tuner section (For U.K. and Russia)

Tuning frequency range 153 kHz ~ 279 kHz

SW Tuner section (XD-772S only)

Tuning frequency range 5.9 MHz ~ 17.9 MHz

[Cassette deck section]

Track 4-track, 2-channel stereo
Recording system AC bias system
(Frequency: 105 kHz)

Heads
A deck : Playback head 1
B deck : Playback/ recording head 1
Erasing head 1

Fast winding time Approx. 115 seconds
(C-60 tape)

[CD player section]

Laser Semiconductor laser
Wow & Flutter Less than unmeasurable Limit
Digital output (Optical) - 15 dBm ~ - 21 dBm
(Wave length 660 nm)

[General]

Power consumption 160 W
Dimensions W : 280 mm
H : 330 mm
D : 386 mm

Weight (net) 11.0 kg



- 1.KENWOOD follows a policy of continuous advancements in development. For this reason specifications may be changed without notice.
- 2.Sufficient performance may not be possible at very low temperatures (0°C or less).